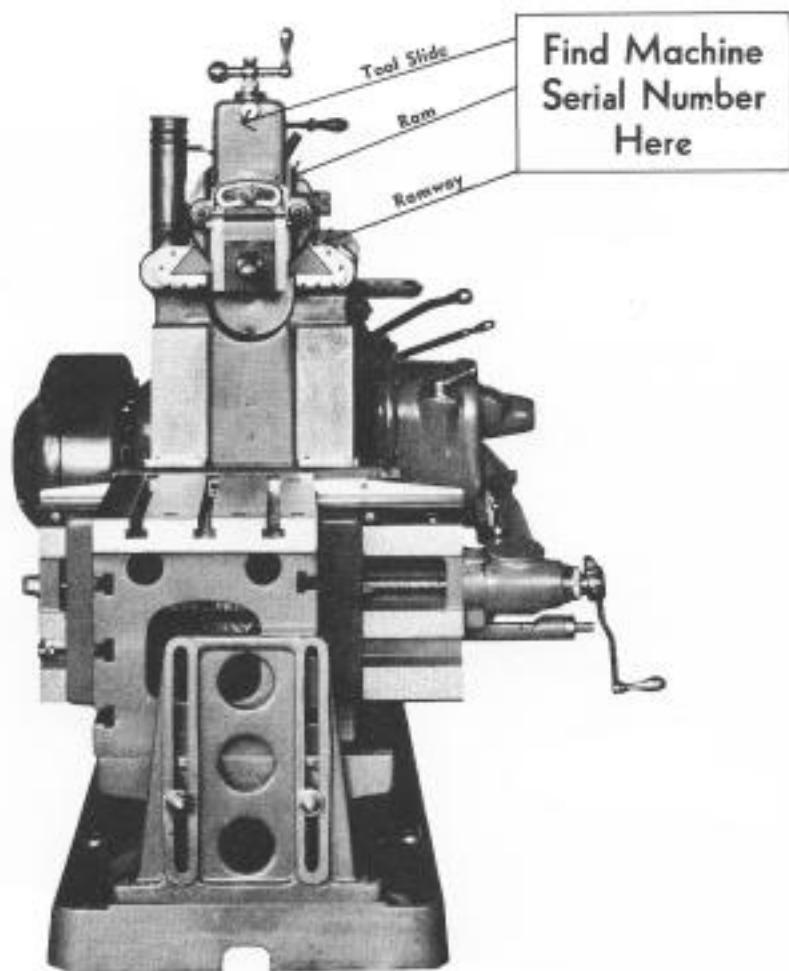


PARTS LIST

FOR

CINCINNATI SHAPERS



How to Order

1. Give serial number of shaper: you'll find this at top of tool slide, on ram or at top front of ramway on operator's side of shaper. See above illustration.
2. Give stroke size and duty size: you'll find this on column door.
3. Locate needed parts in this list and give piece number, amount required, and name of piece.
4. It is sometimes necessary to furnish sub-assemblies instead of single parts. In such cases, we reserve right to ship and invoice accordingly.
5. Minor changes in parts are made from time to time. Any parts not found in this list may be ordered by giving a reasonable description.

CINCINNATI

CINCINNATI INCORPORATED
CINCINNATI, OHIO 45211

Printed in U.S.A.

FORM No. 69123A

Cincinnati Service



Every effort is made to give service on your Cincinnati Shaper regardless of when built. It is our aim to keep all Cincinnati Shapers operating all the time. When trouble occurs get in touch with our Repair Service Department immediately.

Cincinnati Incorporated
P. O. Box 111
Cincinnati, Ohio 45211
Telephone: (513) 634-3811

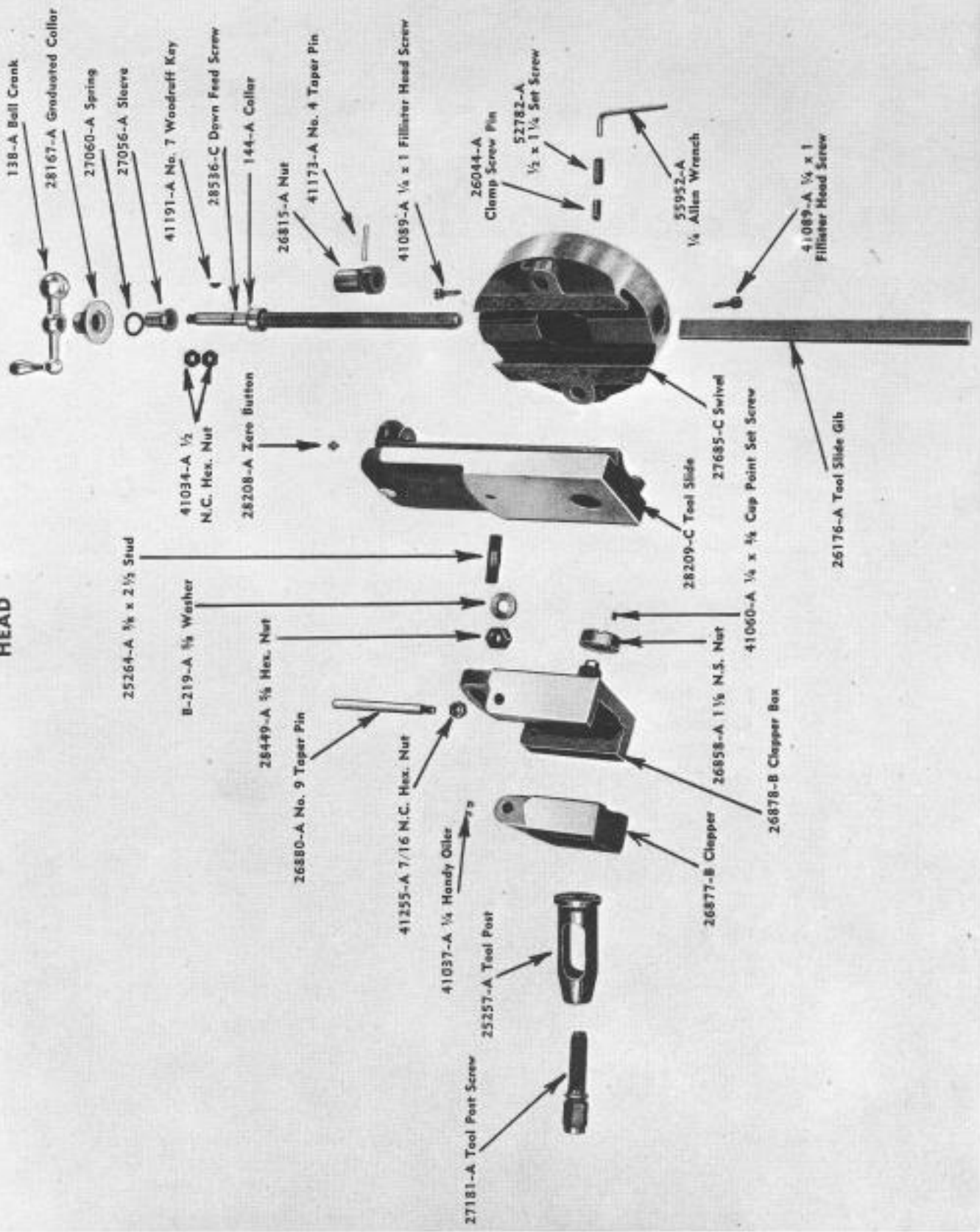
INDEX

Locate Part Group Here

	<i>Page</i>
Crank Gear Group.....	16, 17
Clutch Shifter Group.....	26, 27
Column Group.....	44, 45, 46, 47, 48
Drive Group.....	10, 11, 12, 13
Feed Mechanism Group.....	6, 7
Feed Box Group.....	8, 9
Head Group.....	4, 5
How To Order.....	1
Motor Drive Group.....	49
Oiling Group.....	28, 29
Power Down Feed to Head Group.....	30, 31
Rocker Arm Group.....	14, 15
Rapid Traverse Group.....	18, 19
Rail Group.....	20, 21, 22, 23
Ram Group.....	42, 43
Speed Change Group.....	24, 25
Table, Plain.....	36, 37
Table, Universal.....	38, 39, 40, 41
Vise, Double Screw.....	34, 35
Vise, Single Screw.....	32, 33

Be Sure to Give Serial Number of Machine

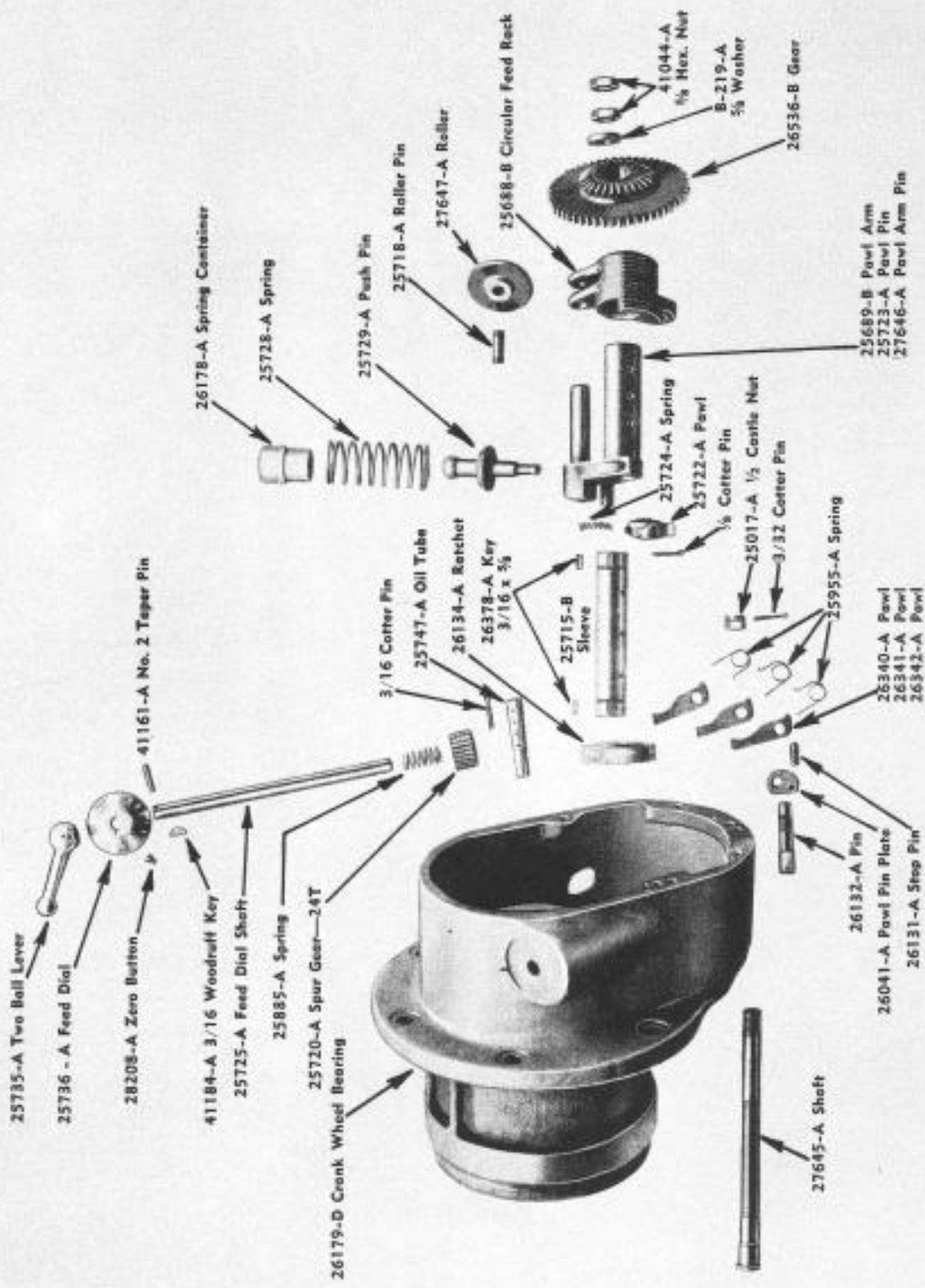
HEAD



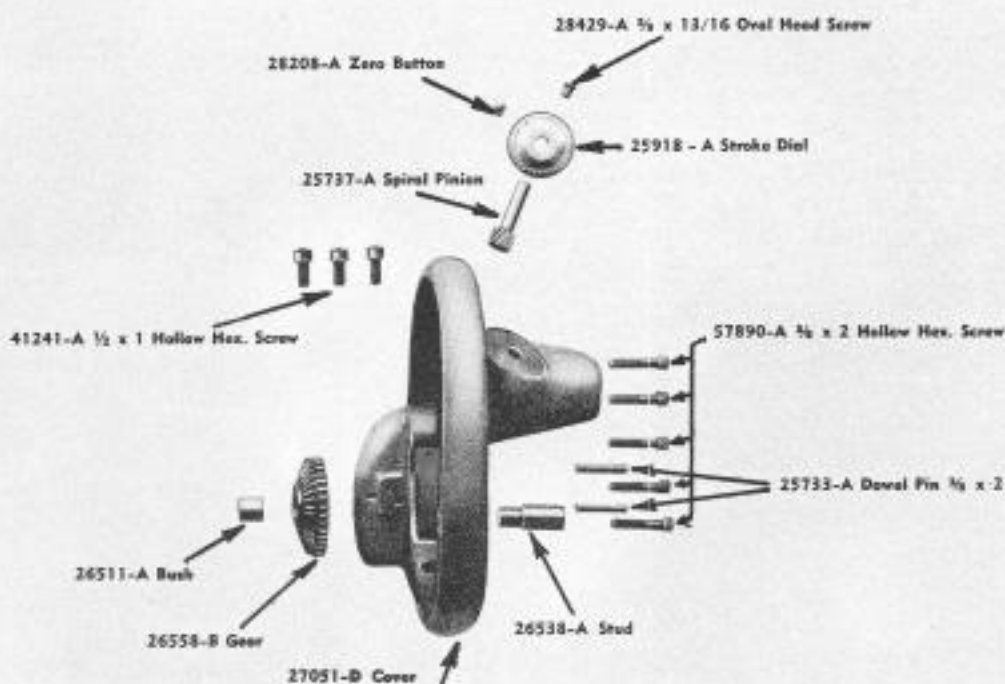
HEAD GROUP

Piece Number	Amount	Name of Piece	Piece Number	Amount	Name of Piece
138-A	1	Ball Crank	27685-C	1	Swivel
144-A	1	Collar	28167-A	1	Graduated Collar
B-219-A	1	$\frac{5}{8}$ " Washer	28206-A	1	Zero Button
25257-A	1	Tool Post	28209-C	1	Tool Slide
25264-A	1	$\frac{5}{8}$ " x 2 $\frac{1}{2}$ " Stud	29449-A	1	$\frac{5}{8}$ " Hex. Nut
26044-A	1	Clamp Screw Pin	28536-C	1	Down Feed Screw
26176-A	1	Tool Slide Gib	41034-A	2	$\frac{1}{2}$ " N.C. Hex Nut
26815-A	1	Nut	41037-A	2	$\frac{1}{4}$ " Handy Oiler
26858-A	1	1 $\frac{1}{8}$ " N. S. Nut	41060-A	1	$\frac{1}{4}$ " x $\frac{3}{8}$ " Hd. Scr.
26877-B	1	Clapper	41089-A	2	$\frac{1}{4}$ " x 1" Fil. Hd. Scr.
26878-B	1	Clapper Box	41173-A	1	No. 4 Taper Pin
26890-A	1	No. 9 Taper Pin	41191-A	1	No. 7 Woodruff Key
27056-A	1	Sleeve	41255-A	1	$\frac{1}{4}$ " N.C. Hex Nut
27060-A	1	Spring	52782-A	1	$\frac{1}{2}$ " x 1 $\frac{1}{4}$ " Set Scr.
27181-A	1	Tool Post Screw	55952-A	1	$\frac{1}{4}$ " Acr. flt. Allen Wr.

FEED MECHANISM



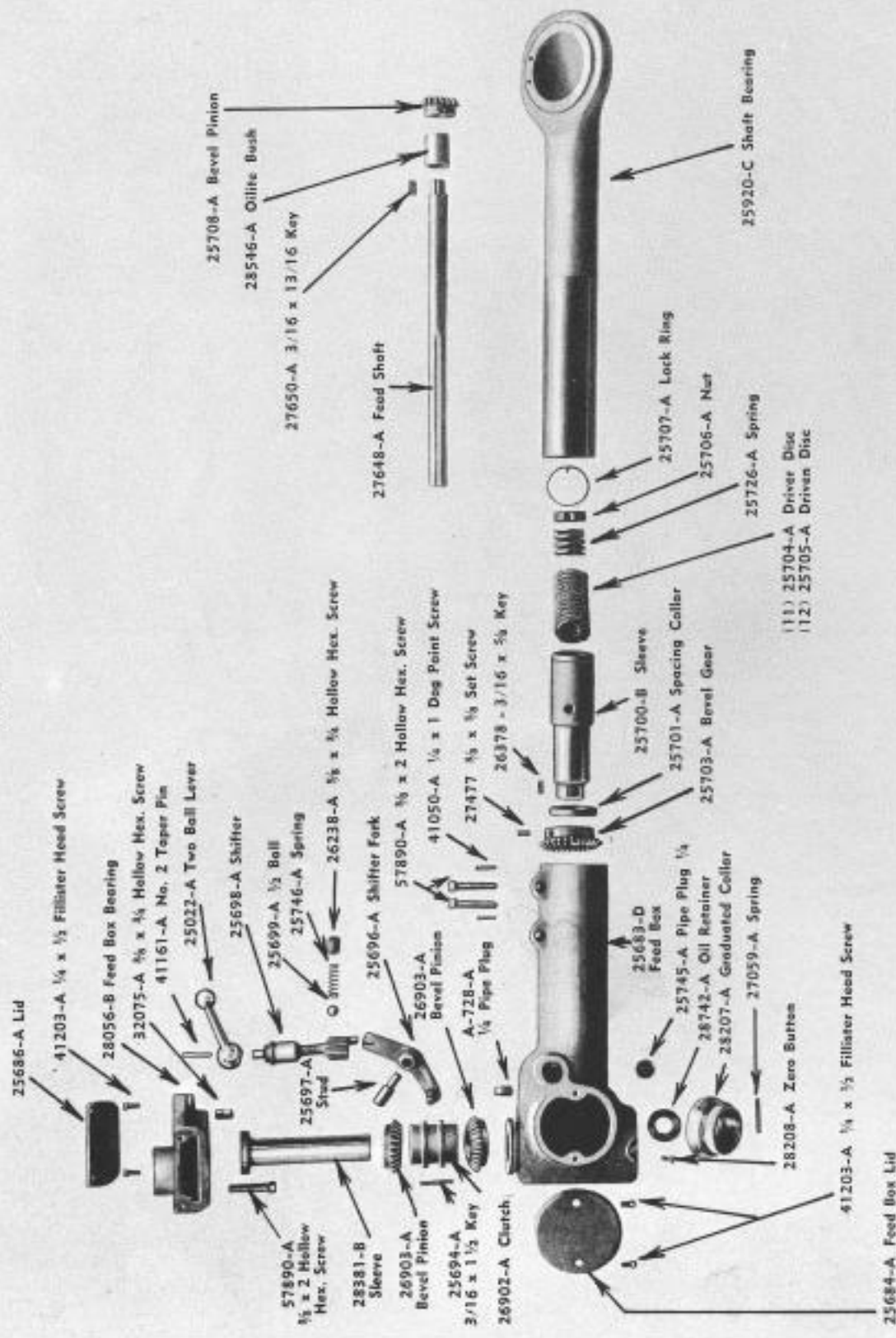
FEED MECHANISM



FEED MECHANISM GROUP

Piece Number	Amount	Name of Piece	Piece Number	Amount	Name of Piece
B-219-A	1	5/8" Washer	26132-A	1	Pin
25017-A	1	1/2" Castle Nut	26134-B	1	3/32" Cotter Pin
25688-B	1	Circular Feed Rack	26178-A	1	Ratchet
25689-B	1	Pawl Arm	26179-D	1	Spring Container
25715-B	1	Sleeve	26340-A	1	Crank Wheel Br'g.
25718-A	1	Roller Pin	26341-A	1	Pawl
25720-A	1	Spur Gear—24T	26342-A	1	Pawl
25722-A	1	Pawl	26378-A	2	Key—3/16" x 5/8"
25723-A	1	Pawl Pin	26511-A	1	Bush
		1/8" Cotter Pin	26536-B	1	Gear
25724-A	1	Spring	26538-A	1	Stud
25725-A	1	Feed Dial Shaft	26558-B	1	Gear
		1/16" Cotter Pin	27051-D	1	Cover
25728-A	1	Spring	27645-A	1	Shaft
25729-A	1	Push Pin	27646-A	1	Pawl Arm Pin
25733-A	2	Dowel Pin (3/8" x 2")	27647-A	1	Roller
25735-A	1	Two Ball Lever	28208-A	2	Zero Button
25736-A	1	Feed Dial	28429-A	1	5/8" x 1 1/2" Oval Hd.
25737-A	1	Spiral Pinion	41044-A	2	5/8" Hex. Nut (N.C.)
25747-A	1	Oil Tube	41161-A	1	No. 2 Taper Pin
25885-A	1	Spring	41184-A	1	3/16" Woodruff Key
25918-A	1	Stroke Dial	41241-A	3	1/2" x 1" Hol. Hex.
25955-A	3	Spring	57890-A	5	5/8" x 2" Hol. Hex. Cap
26041-A	1	Pawl Pin Plate			
26131-A	1	Stop Pin			

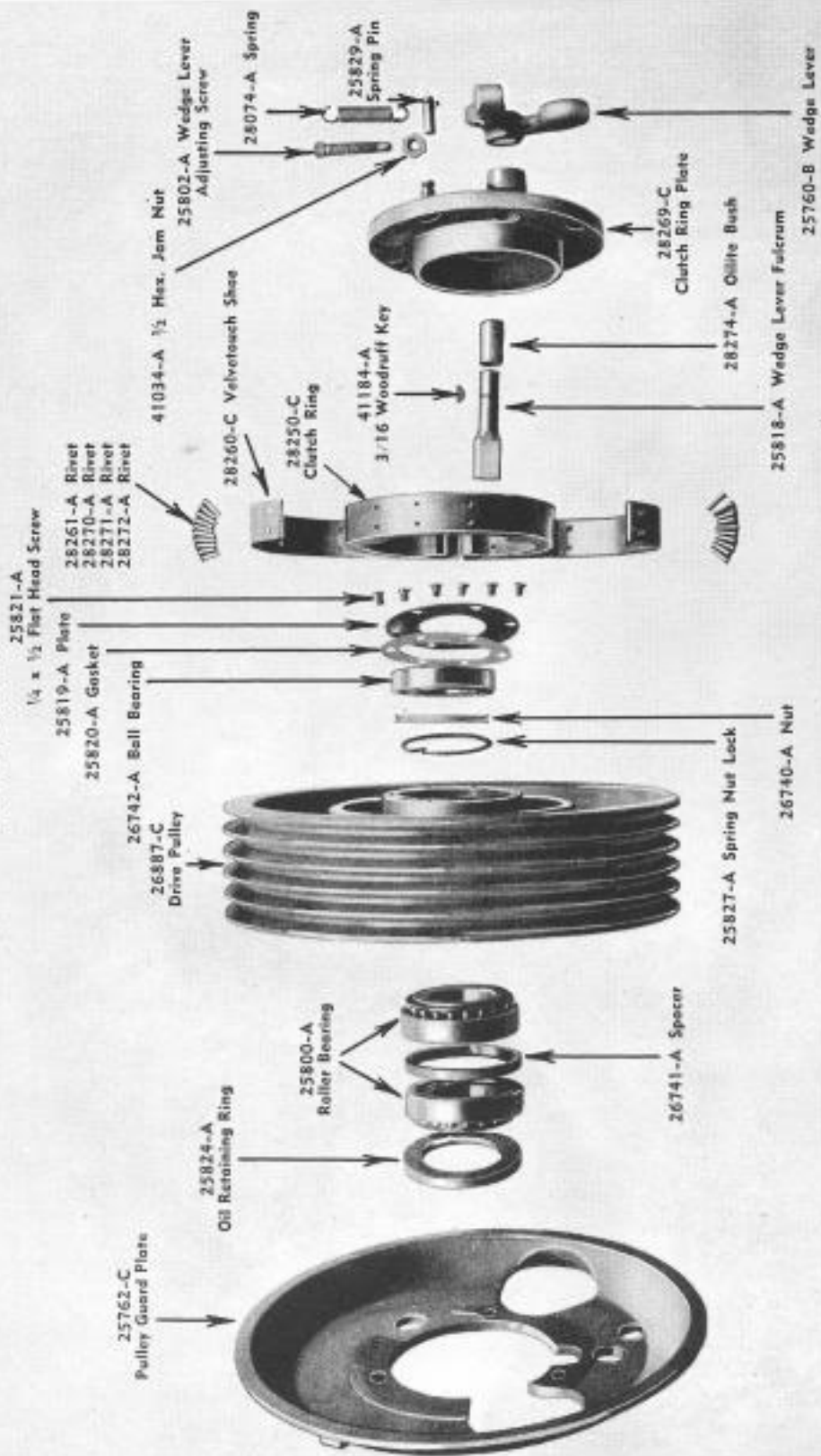
FEED BOX



FEED BOX GROUP

Piece Number	Amount	Name of Piece	Piece Number	Amount	Name of Piece
A-728-A	1	1/4" Pipe Plug	25920-C	1	Shaft Bearing
25022-A	1	Two Ball Lever	26238-A	1	5/8" x 3/4" Hol. Hex. Scr.
25683-D	1	Feed Box	26378-A	1	3/8" x 5/8" Key
25684-A	1	Feed Box Lid	26902-A	1	Clutch
25686-A	1	Lid	26903-A	2	Bevel Pinion
25694-A	1	3/4" x 1 1/2" Key	27059-A	1	Spring
25696-A	1	Shifter Fork	27477-A	1	3/8" x 5/8" Set Screw
25697-A	1	Stud	27648-A	1	Feed Shaft
25698-A	1	Shifter	27850-A	1	1/8" x 1 3/8" Key
25699-A	1	1/2" Ball	28036-B	1	Feed Box Bearing
25700-B	1	Sleeve	28207-A	1	Graduated Collar
25701-A	1	Spacing Collar	28208-A	1	Zero Button
25703-A	1	Bevel Gear	28331-B	1	Sleeve
25704-A	11	Driver Disc.	28546-A	1	Oilite Bush—A1118-5
25705-A	12	Driven Disc.	28742-A	1	Oil Retainer
25706-A	1	Nut	32075-A	1	3/8" x 3/4" Hol. Hex. Scr.
25707-A	1	Lock Ring	41050-A	2	1/4" x 1" Dog Pt. Screw
25708-A	1	Bevel Pinion	41161-A	1	No. 2 Taper Pin
25726-A	1	Spring	41203-A	4	1/4" x 1/2" Fil. Hd. Scr.
25745-A	1	Pipe Plug—1/4"	57890-A	3	3/8" x 2" Hol. Hex. Scr.
25746-A	1	Spring			

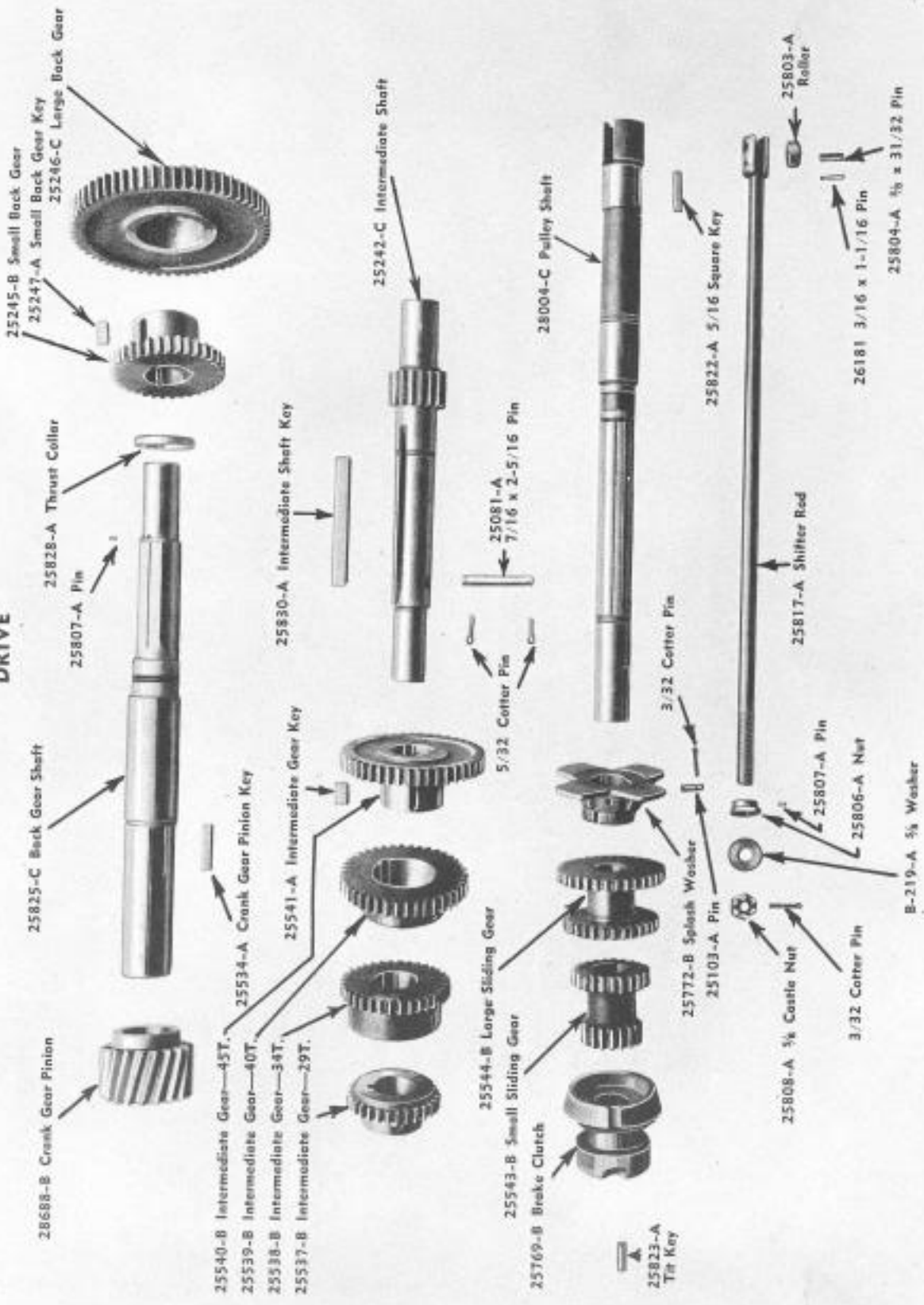
DRIVE GROUP

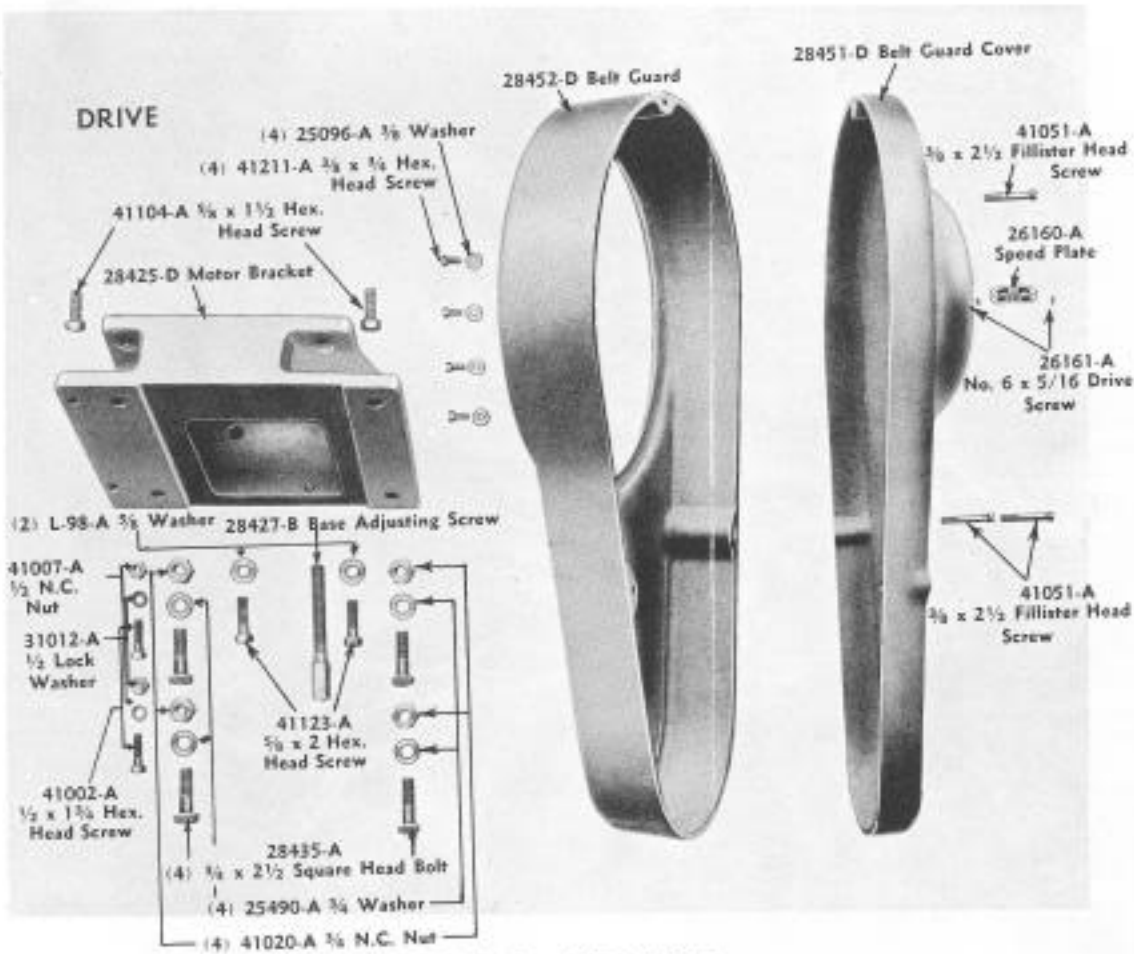


DRIVE GROUP

Piece Number	Amount	Name of Piece	Piece Number	Amount	Name of Piece
25760-B	1	Wedge Lever	26742-A	1	Ball Bearing
25762-C	1	Pulley Guard Plate	26887-C	1	Drive Pulley
25800-A	2	Roller Bearing	28074-A	1	Spring
25802-A	1	Wedge Lever Adj. Scr.	28250-C	1	Clutch Ring
25818-A	1	Wedge Lever Fulcrum	28260-C	2	Velvetouch Shoe
25819-A	1	Plate	28261-A	8	Rivet
25820-A	1	Gasket	28269-C	1	Clutch Ring Plate
25821-A	6	1/4" x 1/2" Flat Hd.	28270-A	4	Rivet
25824-A	1	Oil Retain Ring	28271-A	4	Rivet
25827-A	1	Spring Nut Lock	28272-A	4	Rivet
25828-A	2	Spring Pin	28274-A	1	Oilite Bush
26740-A	1	Nut	41034-A	1	1/2" N.C. Nut
26741-A	1	Spacer	41184-A	1	1/8" Woodruff Key

DRIVE

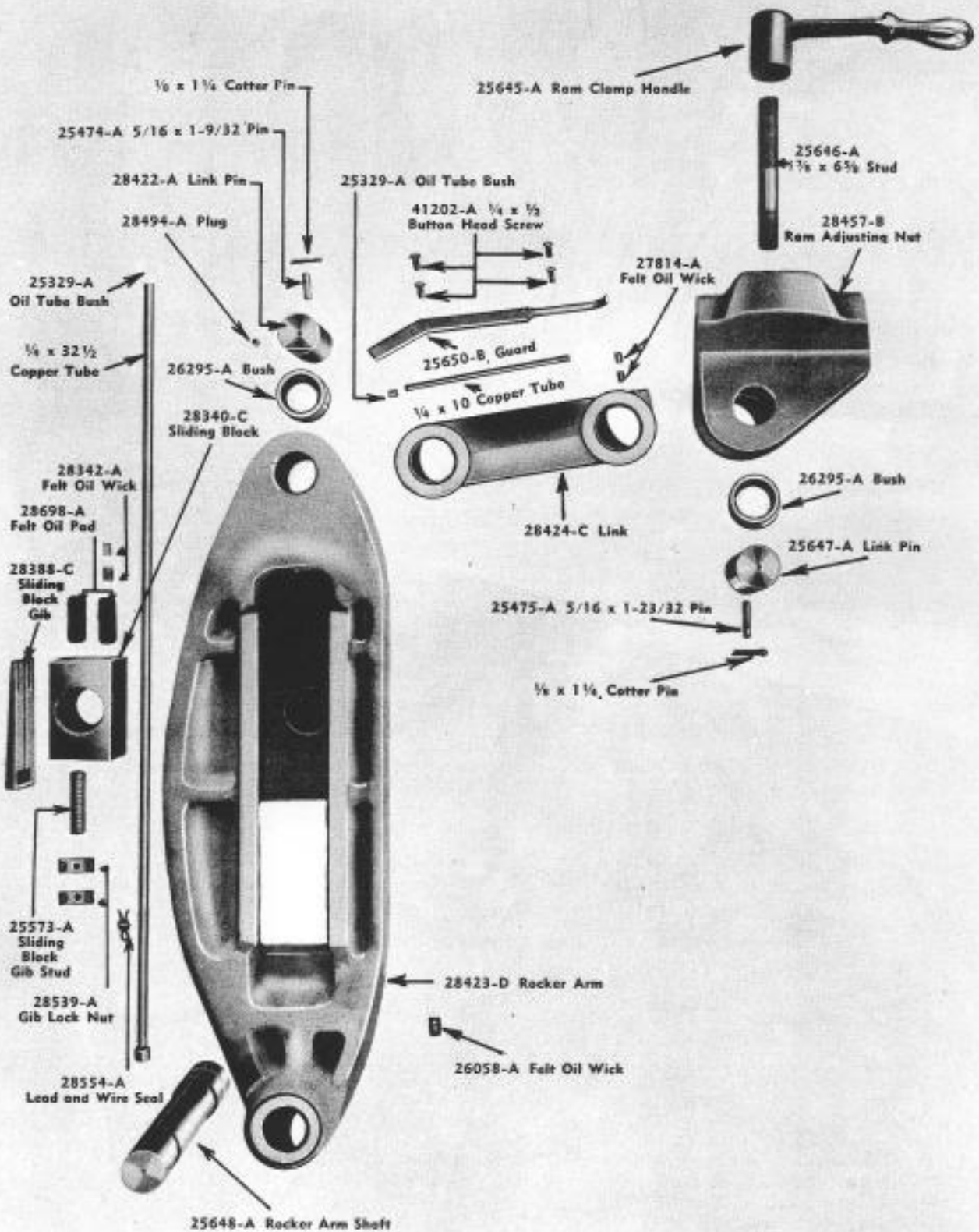




DRIVE GROUP

Piece Number	Amount	Name of Piece	Piece Number	Amount	Name of Piece
L- 98-A	2	$\frac{3}{8}$ " Washer	25808-A	1	$\frac{5}{8}$ " Castle Nut
B-219-A	1	$\frac{3}{8}$ " Washer	25817-A	1	$\frac{3}{32}$ " Cotter Pin
25081-A	1	$\frac{1}{16}$ x $2\frac{1}{8}$ " Pin	25822-A	1	Shifter Rod
	2	$\frac{5}{32}$ " Cotter Pin	25823-A	1	$\frac{5}{16}$ " Sq. Key
25096-A	4	$\frac{3}{8}$ " Washer	25825-C	1	Tit Key
25103-A	1	Pin	25828-A	1	Back Gear Shafl. Thrust Collar
	1	$\frac{3}{32}$ " Cotter Pin	25830-A	1	Inter. Shaft Key
25242-C	1	Intermediate Shaft	26160-A	1	Speed Plate
25245-B	1	Small Back Gear—35T	26161-A	2	No. 6 x $\frac{5}{16}$ " Drive Scr.
25246-C	1	Large Back Gear—62T	26181-A	1	$\frac{3}{16}$ x $1\frac{1}{16}$ " Pin
25247-A	1	Small Back Gear Key	28004-C	1	Pulley Shaft
25490-A	4	$\frac{3}{8}$ " Washer	28425-D	1	Motor Bracket
25534-A	1	Crank Gear Pin. Key	28427-B	1	Base Adj. Screw
25537-B	1	Inter. Gear—29T	28435-A	4	$\frac{3}{4}$ x $2\frac{1}{2}$ " Sq. Hd. Bolt
25538-B	1	Inter. Gear—34T	28451-D	1	Belt Guard Cover
25539-B	1	Inter. Gear—40T	28452-D	1	Belt Guard
25540-B	1	Inter. Gear—45T	28688-B	1	Crank Gear Pin.—19T
25541-A	1	Intermed. Gear Key	31012-A	2	$\frac{1}{2}$ " Lock Washer
25543-B	1	Small Slid. Gear—23T	41002-A	2	$\frac{1}{2}$ x $1\frac{3}{4}$ " Hex. Hd.
25544-B	1	Large Slid. Gear—34T	41007-A	2	$\frac{1}{2}$ " N.C. Nut
25769-B	1	Brake Clutch	41020-A	4	$\frac{3}{8}$ " N.C. Nut
25772-B	1	Splash Washer	41051-A	3	$\frac{3}{8}$ x $2\frac{1}{2}$ " Fil. Hd.
25803-A	1	Roller	41104-A	2	$\frac{5}{8}$ x $1\frac{1}{2}$ " Hex. Hd.
25804-A	1	$\frac{3}{8}$ x $31/32$ " Pin	41123-A	2	$\frac{3}{8}$ x 2" Hex. Hd.
25806-A	1	Nut	41211-A	4	$\frac{3}{8}$ x $\frac{3}{4}$ " Hex. Hd.
25807-A	2	Pin			

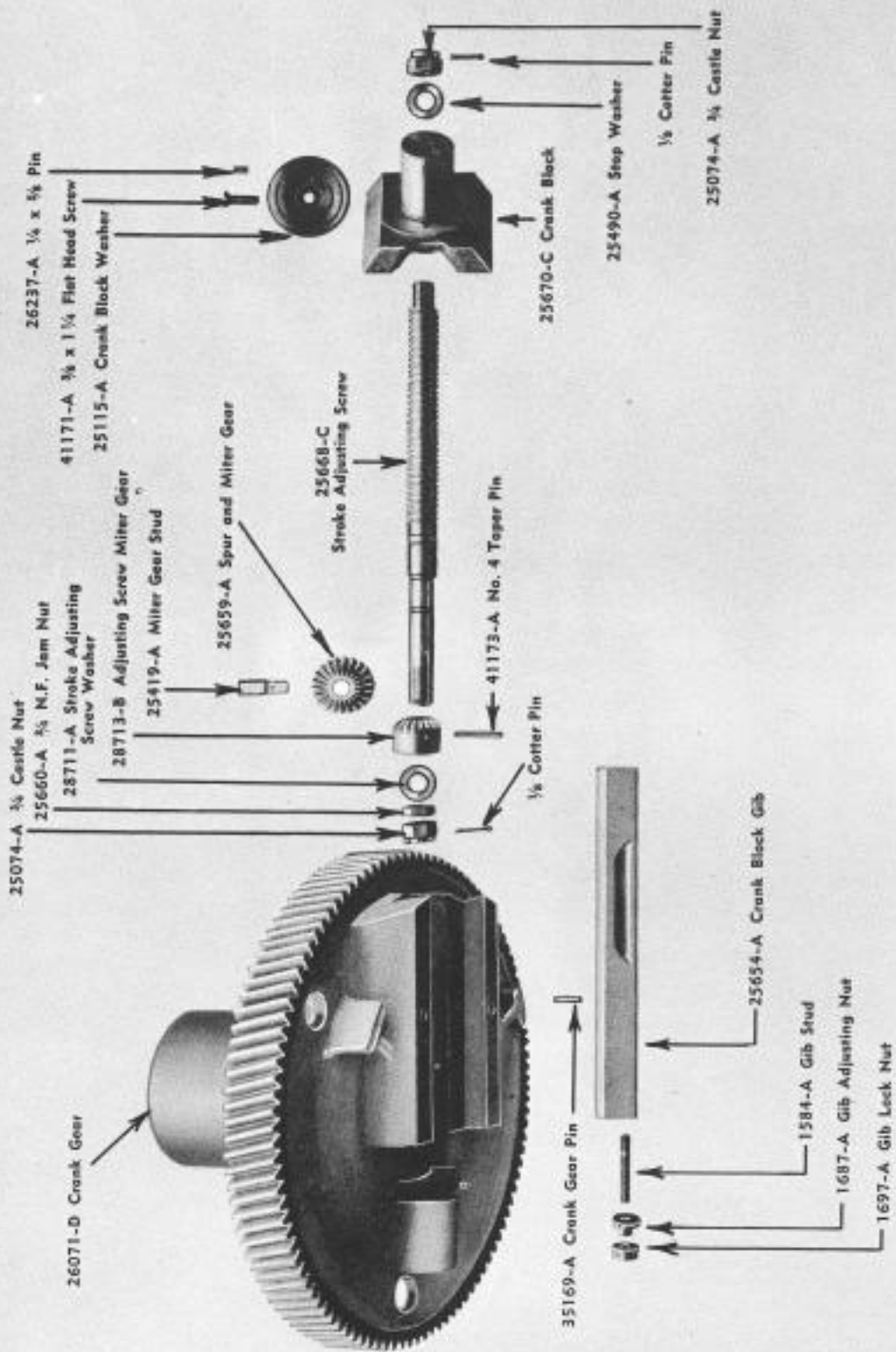
ROCKER ARM



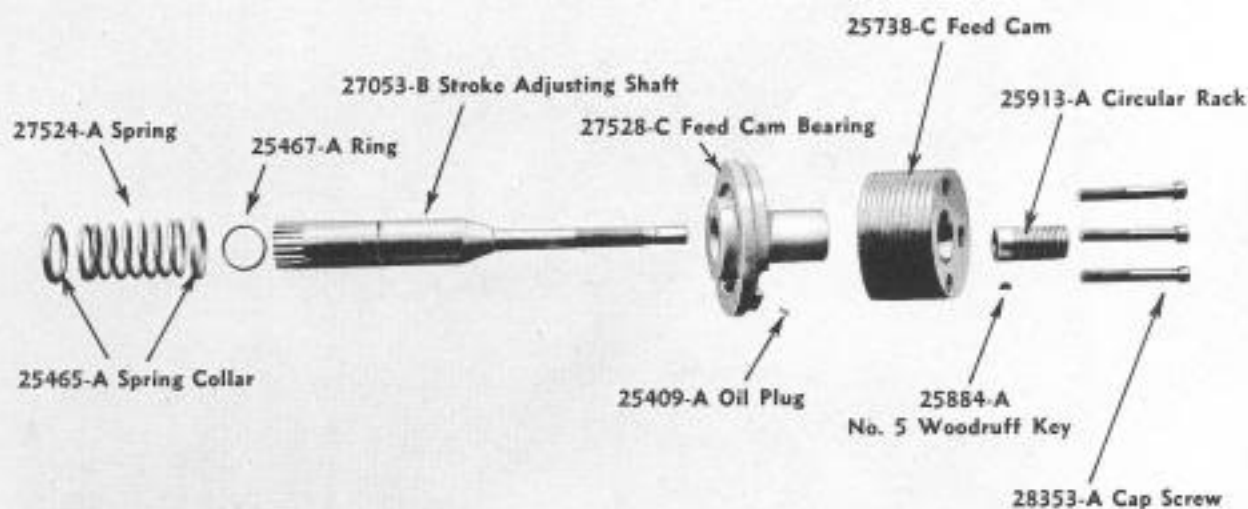
ROCKER ARM GROUP

<i>Piece Number</i>	<i>Amount</i>	<i>Name of Piece</i>	<i>Piece Number</i>	<i>Amount</i>	<i>Name of Piece</i>
25329-A	3	Oil Tube Bush	28388-C	1	Sliding Block Gib
25474-A	1	$\frac{5}{16}$ " x 1-9/32" Pin	28422-A	1	Link Pin
25475-A	1	$\frac{5}{16}$ " x 1-23/32" Pin	28423-D	1	Rocker Arm
25573-A	1	Slid. Block Gib Stud	28424-C	1	Link
25645-A	1	Ram Clamp Handle	28457-B	1	Ram Adj. Nut
25646-A	1	$\frac{7}{8}$ " x 6 $\frac{5}{8}$ " Stud	28494-A	1	Plug
25647-A	1	Link Pin	28539-A	2	Gib Locknut
25648-A	1	Rocker Arm Shaft	28554-A	1	Lead & Wire Seal
25650-B	1	Guard	28698-A	2	Felt Oil Pad
26058-A	1	Felt Oil Wick	41202-A	4	$\frac{1}{4}$ " x $\frac{1}{2}$ " Butt Hd
26295-A	2	Bush		2	$\frac{3}{8}$ " x 1 $\frac{1}{4}$ " Cotter Pin
27814-A	2	Felt Oil Wick		1	$\frac{3}{4}$ " x 32 $\frac{1}{2}$ " Copper Tube
28340-C	1	Sliding Block		1	$\frac{3}{4}$ " x 10" Copper Tube
28342-A	2	Felt Oil Wick			

CRANK GEAR



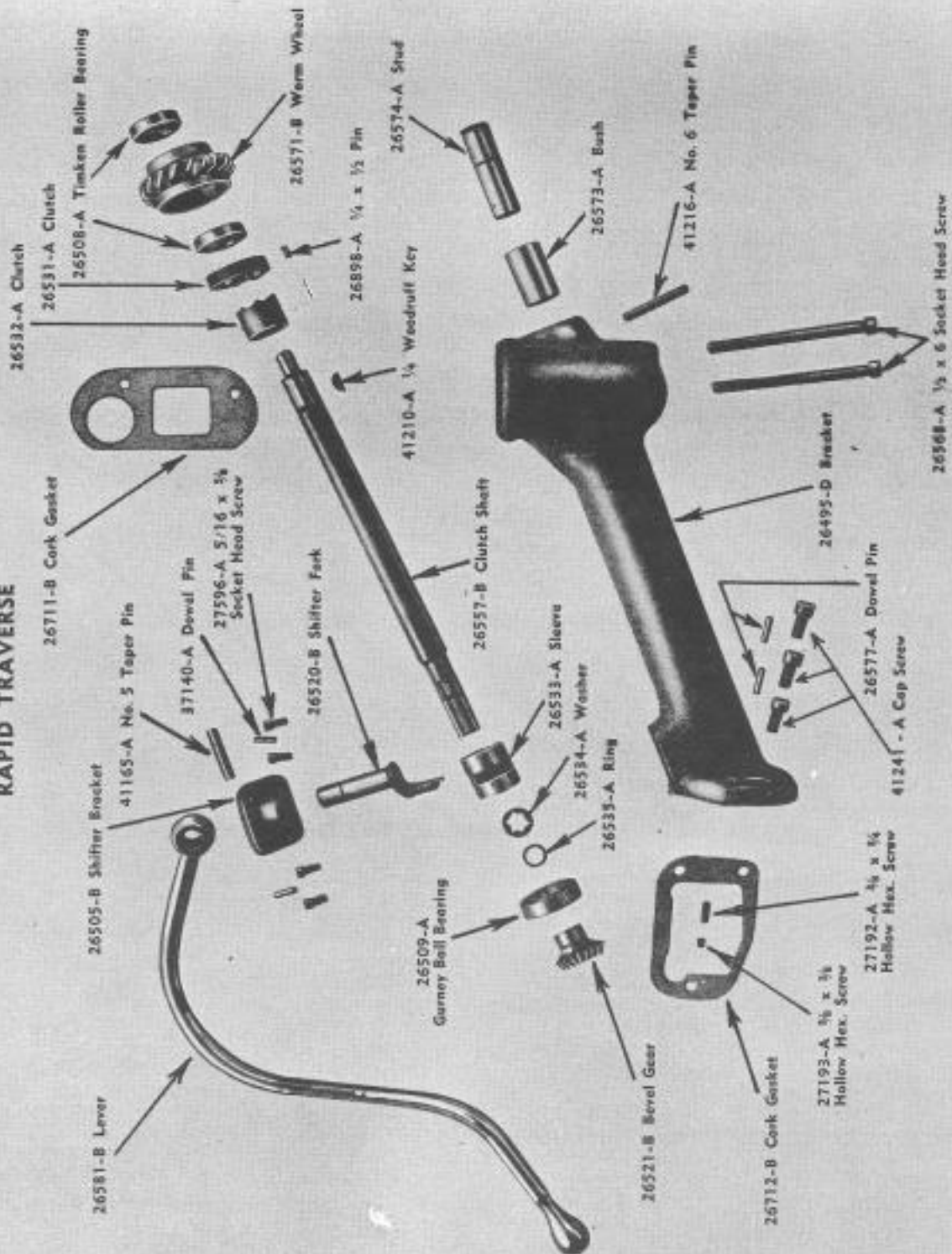
CRANK GEAR



CRANK GEAR GROUP

Piece Number	Amount	Name of Piece	Piece Number	Amount	Name of Piece
1584-A	1	Gib Stud	25670-C	1	Crank Block
1687-A	1	Gib Adj. Nut	25738-C	1	Feed Cam
1697-A	1	Gib Locknut	25884-A	1	No. 5 Woodruff Key
25074-A	2	$\frac{3}{4}$ " Castle Nut	25913-A	1	Circular Rack
25115-A	2	$\frac{1}{8}$ " Cotter Pin	26071-D	1	Crank Gear
25409-A	1	Crank Block Washer	26237-A	1	$\frac{1}{4}$ " x $\frac{5}{8}$ " Pin
25419-A	1	Oil Plug	27053-B	1	Stroke Adj. Shaft
25465-A	2	Miter Gear Stud	27524-A	1	Spring
25467-A	1	Spring Collar	27528-C	1	Feed Cam Bearing
25490-A	1	Ring	28353-A	3	Cap Screw
25654-A	1	Stop Washer	28711-A	1	Str. Adj. Scr. Washer
25659-A	1	Crank Block Gib	28713-B	1	Adj. Scr. Miter Gear
25660-A	1	Spur & Miter Gear	35169-A	1	Crank Gear Pin
25668-C	1	$\frac{3}{4}$ " N.F. Nut	41171-A	1	$\frac{5}{8}$ " x $1\frac{1}{4}$ " Flat Hd.
		Stroke Adj. Screw	41173-A	1	No. 4 Taper Pin

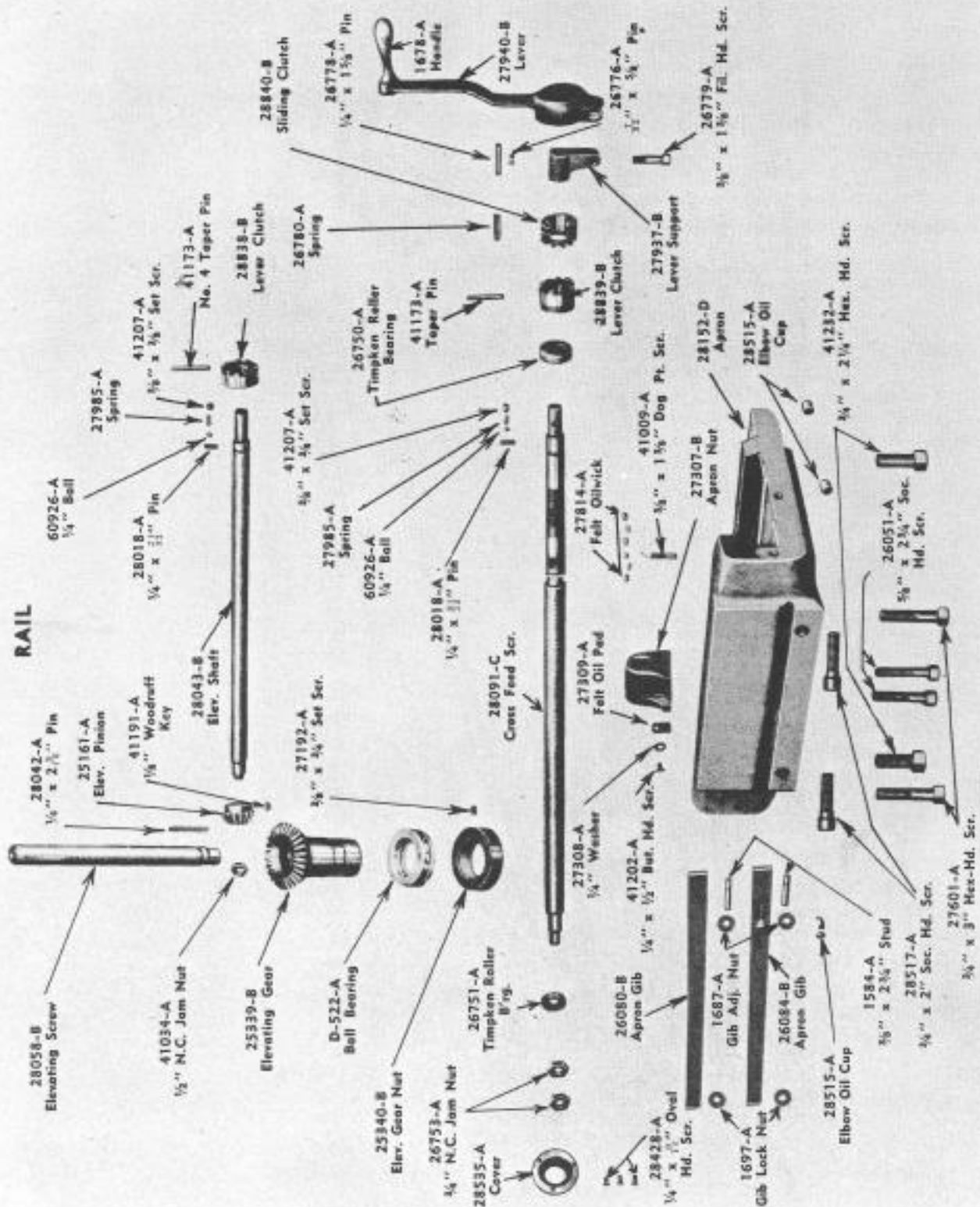
RAPID TRAVERSE



RAPID TRAVERSE GROUP

Piece Number	Amount	Name of Piece	Piece Number	Amount	Name of Piece
26495-D	1	Bracket	26574-A	1	Stud
26505-B	1	Shifter Bracket	26577-A	2	Dowell Pin
26508-A	2	Timken Roller Br'g.	26581-B	1	Lever
26509-A	1	Gurney Ball Br'g.	26711-B	1	Cork Gasket
26520-B	1	Shifter Fork	26712-B	1	Cork Gasket
26521-B	1	Bevel Gear	26898-A	1	$\frac{1}{4}$ " x $\frac{1}{2}$ " Pin
26531-A	1	Clutch	27192-A	1	$\frac{3}{8}$ " x $\frac{3}{4}$ " Hol. Hex.
26532-A	1	Clutch	27193-A	1	$\frac{3}{8}$ " x $\frac{3}{8}$ " Hol. Hex.
26533-B	1	Sleeve	27596-A	4	$\frac{1}{4}$ " x $\frac{5}{8}$ " Soc. Hd.
26534-A	1	Washer	37140-A	2	Pin
26535-A	1	Ring	41165-A	1	No. 5 Taper Pin
26557-B	1	Clutch Shaft	41210-A	1	$\frac{1}{4}$ " Woodruff Key
26568-A	2	$\frac{1}{8}$ " x 6" Soc. Hd. Scr.	41216-A	1	No. 6 Taper Pin
26571-B	1	Worm Wheel	41241-A	3	Cap Screw
26573-A	1	Bush			

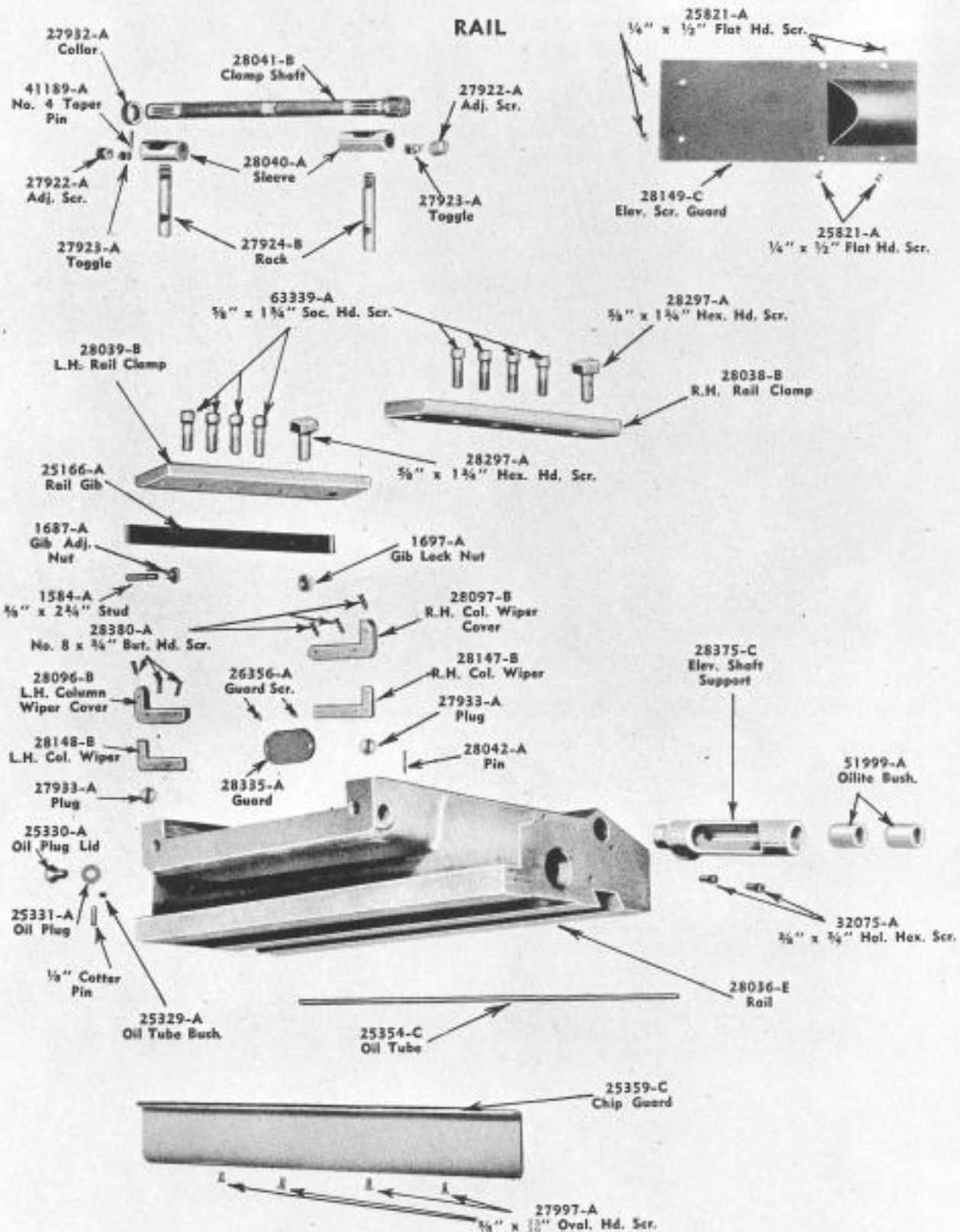
RAIL



RAIL GROUP

Piece Number	Amount	Name of Piece	Piece Number	Amount	Name of Piece
D-522-A	1	Ball Bearing	27601-A	2	$\frac{3}{4}$ " x 3" Hex. Hd.
1584-A	2	$\frac{5}{8}$ " x 2 $\frac{3}{4}$ " Stud	27814-A	6	Felt Oil Wick
1678-A	1	Handle	28838-B	1	Lever Clutch
1687-A	2	Gib Adjusting Nut	27937-B	1	Lever Support
1697-A	2	Gib Lock Nut	27940-B	1	Lever
25161-A	1	Elevating Pinion	27985-A	2	Spring
25339-B	1	Elevating Gear	28018-A	2	$\frac{1}{4}$ " x 21/32" Pin
25340-B	1	Elevating Gear Nut	28042-A	1	$\frac{1}{4}$ " x 2 $\frac{3}{16}$ " Pin
26051-A	2	$\frac{5}{8}$ " x 2 $\frac{3}{4}$ " Soc. Hd.	28043-B	1	Elevating Shaft
26080-B	1	Apron Gib	28058-B	1	Elevating Screw
26084-A	1	Apron Gib	28091-C	1	Cross Feed Screw
26750-A	1	Timken Roller Br'g.	28152-D	1	Apron
26751-A	1	Timken Roller Br'g.	28428-A	3	$\frac{1}{4}$ " x $\frac{5}{16}$ " Oval Hd.
26753-A	2	$\frac{3}{4}$ " N.C. Jam Nut	28515-A	3	Elbow Oil Cup
26776-A	1	7/32" x $\frac{5}{8}$ " Pin	28517-A	2	$\frac{3}{4}$ " x 2" Soc. Hd.
28840-B	1	Sliding Clutch	28535-A	1	Cover
26778-A	1	$\frac{1}{4}$ " x 1 $\frac{1}{8}$ " Pin	41009-A	1	$\frac{3}{8}$ " x 1 $\frac{3}{8}$ " Dog Pt. Scr.
26779-A	1	$\frac{3}{8}$ " x 1 $\frac{1}{2}$ " Fil. Hd.	41034-A	1	$\frac{1}{2}$ " N.C. Jam Nut
26780-A	1	Spring	41173-A	2	No. 4 Taper Pin
28839-B	1	Lever Clutch	41191-A	1	$\frac{1}{8}$ " Woodruff Key
27192-A	1	$\frac{3}{8}$ " x $\frac{3}{4}$ " Set Scr.	41202-A	1	$\frac{1}{4}$ " x $\frac{1}{2}$ " But. Hd.
27307-B	1	Apron Nut	41207-A	2	$\frac{3}{8}$ " x $\frac{5}{8}$ " Set Scr.
27308-A	1	$\frac{1}{4}$ " Washer	41232-A	2	$\frac{3}{4}$ " x 2 $\frac{1}{4}$ " Hex. Hd.
27309-A	1	Felt Oil Pad	60926-A	2	$\frac{1}{4}$ " Ball

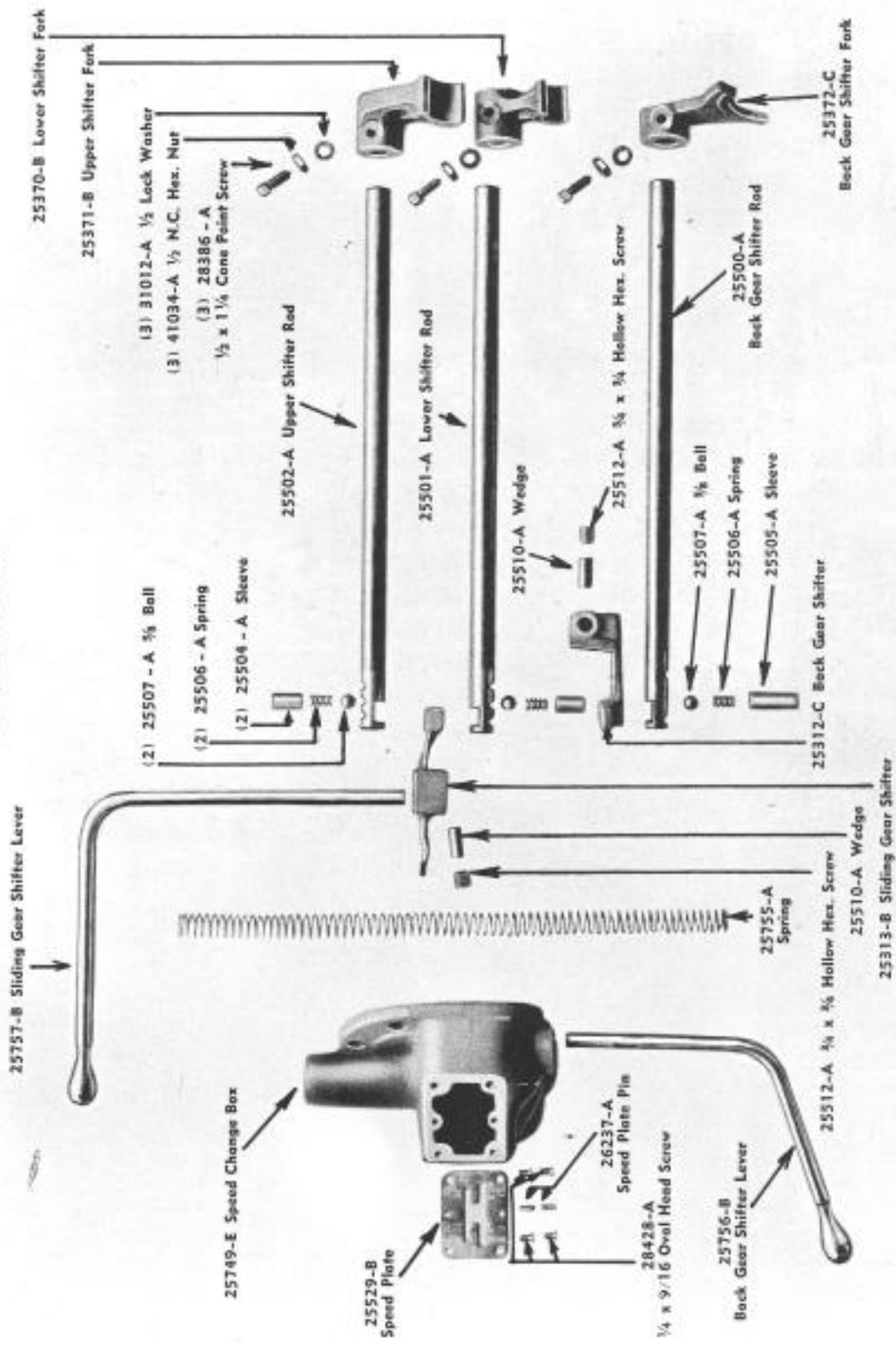
RAIL



RAIL GROUP

Piece Number	Amount	Name of Piece	Piece Number	Amount	Name of Piece
1584-A	1	3/8" x 2 3/4" Stud	28038-B	1	R.H. Rail Clamp
1687-A	1	Gib Adjusting Nut	28039-B	1	L.H. Rail Clamp
1697-A	1	Gib Lock Nut	28040-A	2	Sleeve
25166-A	1	Rail Gib	28041-B	1	Clamp Shaft
25329-A	1	Oil Tube Bush	28042-A	1	1/4" x 2 5/16" Pin
25330-A	1	Oil Plug Lid	28096-B	1	L.H. Col. Wiper Cover
25331-A	1	Oil Plug	28097-B	1	R.H. Col. Wiper Cover
25354-C	1	Oil Tube	28147-B	1	R.H. Column Wiper
25359-C	1	Chip Guard	28148-B	1	L.H. Column Wiper
25821-A	6	1/4" x 1/2" Flat Hd.	28149-C	1	Elev. Screw Guard
26356-A	2	1/4" x 5/16" But. Hd.	28297-A	2	5/8" x 1 3/4" Hex. Hd.
27922-A	2	Adjusting Screw	28335-A	1	Guard
27923-A	2	Toggle	28375-C	1	Elev. Shaft Support
27924-B	2	Rack	28380-A	6	No. 8 x 3/4" But. Hd.
27932-A	1	Collar	32075-A	1	3/8" x 3/4" Hol. Hex.
27933-A	2	Plug	41189-A	1	No. 4 Taper Pin
27997-A	4	3/8" x 1 1/4" Oval Hd.	51999-A	2	Oilite Bush
28036-E	1	Rail	63339-A	8	5/8" x 1 3/4" Soc. Hd.

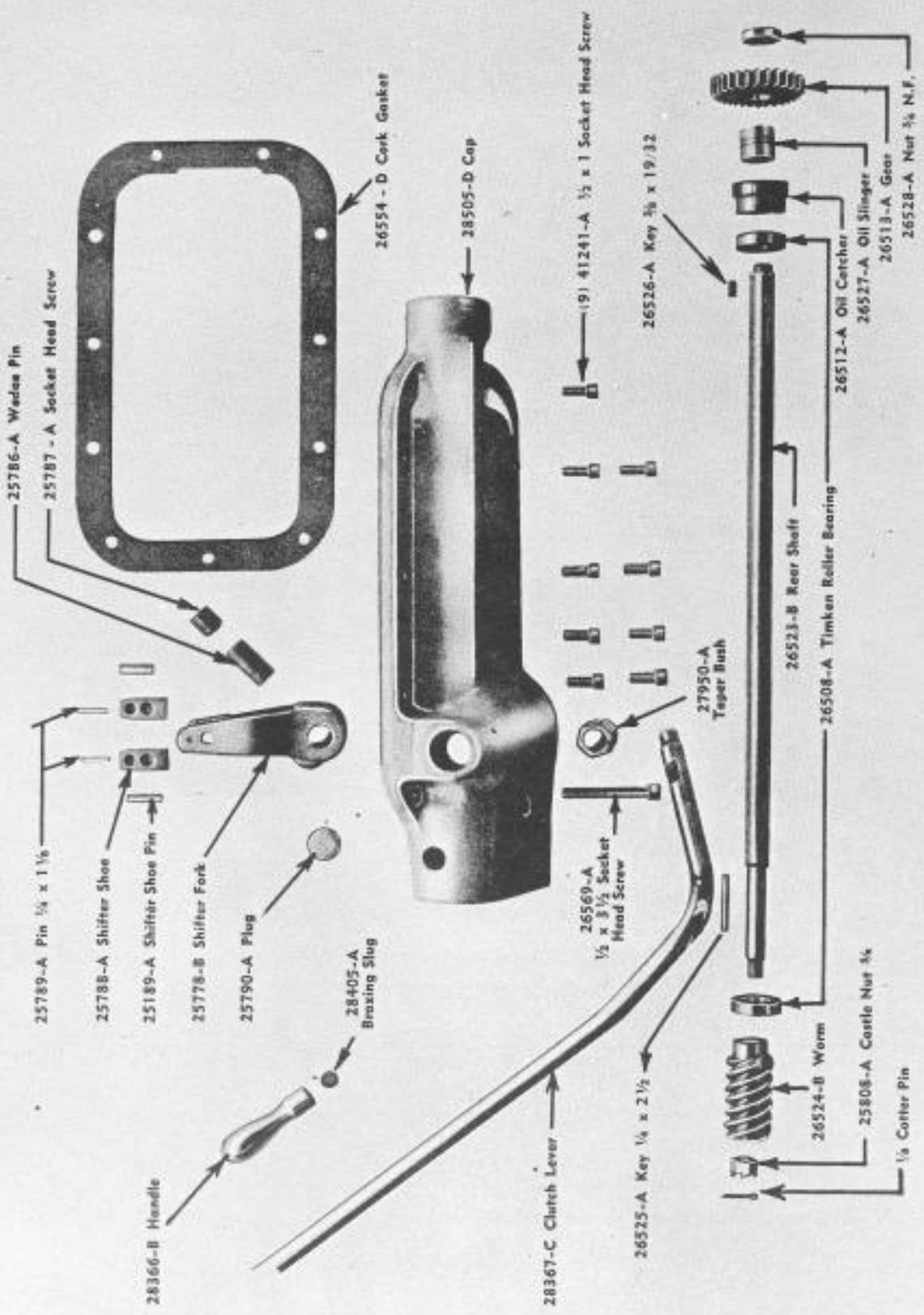
SPEED CHANGE



SPEED CHANGE GROUP

Piece Number	Amount	Name of Piece	Piece Number	Amount	Name of Piece
25312-C	1	Back Gear Shifter	25510-A	2	Wedge
25313-B	1	Slid. Gear Shifter	25512-A	2	$\frac{3}{4}$ " x $\frac{3}{4}$ " Hol. Hex. Scr.
25370-B	1	Lower Shifter Fork	25529-B	1	Speed Plate
25371-B	1	Upper Shifter Fork	25749-E	1	Speed Change Box
25372-B	1	Back Gear Shifter Fk	25755-A	1	Spring
25500-A	1	Back Gear Shifter Rod	25756-B	1	Back Gear Shifter Lev.
25501-A	1	Lower Shifter Rod	25757-B	1	Sliding Gear
25502-A	1	Upper Shifter Rod	26237-A	2	Speed Plate Pin
25504-A	2	Sleeve	26386-A	3	$\frac{1}{2}$ " x $1\frac{1}{4}$ " Cone Pt. Scr.
25505-A	1	Sleeve	28428-A	4	$\frac{1}{4}$ " x $\frac{8}{16}$ " Oval Hd.
25506-A	3	Spring	31012-A	3	$\frac{1}{2}$ " Lockwasher
25507-A	3	Ball $\frac{5}{8}$ "	41034-A	3	$\frac{1}{2}$ " N.C. Hex. Nut

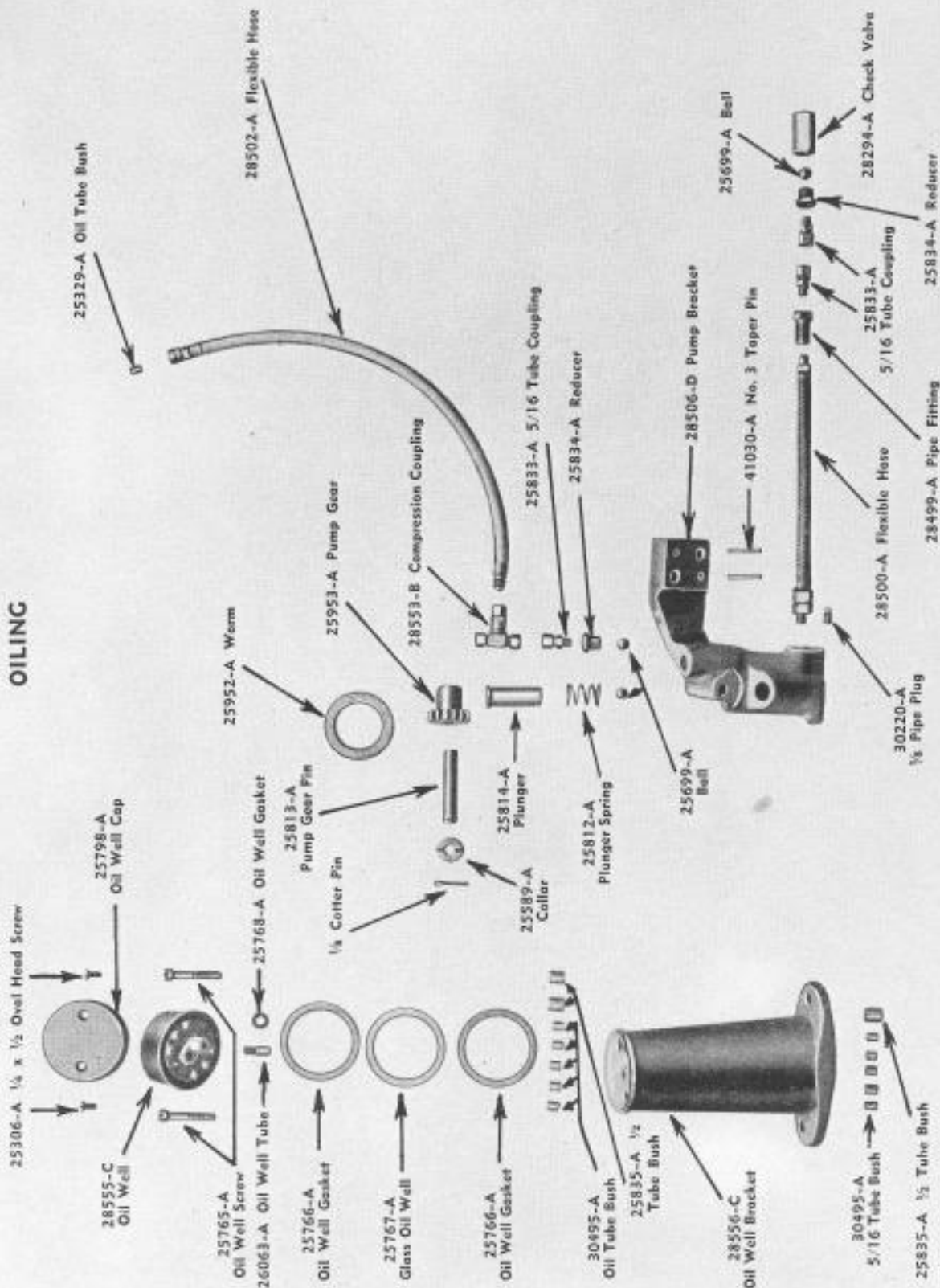
CLUTCH SHIFTER



CLUTCH SHIFTER GROUP

Piece Number	Amount	Name of Piece	Piece Number	Amount	Name of Piece
25189-A	2	Shifter Shoe Pin	26524-B	1	Worm
25778-B	1	Shifter Fork	26525-A	1	Key $\frac{1}{4}$ " x $2\frac{1}{2}$ "
25786-A	1	Wedge Pin	26526-A	1	Key $\frac{3}{8}$ " x $19/32$ "
25787-A	1	Allen Soc. Hd.	26527-A	1	Oil Slinger
25788-A	2	Shifter Shoe	26528-A	1	Nut $\frac{3}{4}$ " N.F.
25789-A	2	Pin— $\frac{1}{4}$ " x $1\frac{1}{8}$ "	26554-D	1	Cork Gasket
25790-A	1	Plug	26569-A	1	$\frac{1}{2}$ " x $3\frac{1}{2}$ " Soc. Hd.
25808-A	1	Castle Nut $\frac{5}{8}$ "	27950-A	1	Taper Bush
		$\frac{1}{8}$ " Cotter Pin	28366-B	1	Handle
26508-A	2	Timken Roller Br'g.	28367-C	1	Clutch Lever
26512-A	1	Oil Catcher	28505-D	1	Cap
26513-A	1	Gear	41241-A	9	$\frac{1}{2}$ " x 1 " Soc. Hd. Scr.
26523-B	1	Rear Shaft			

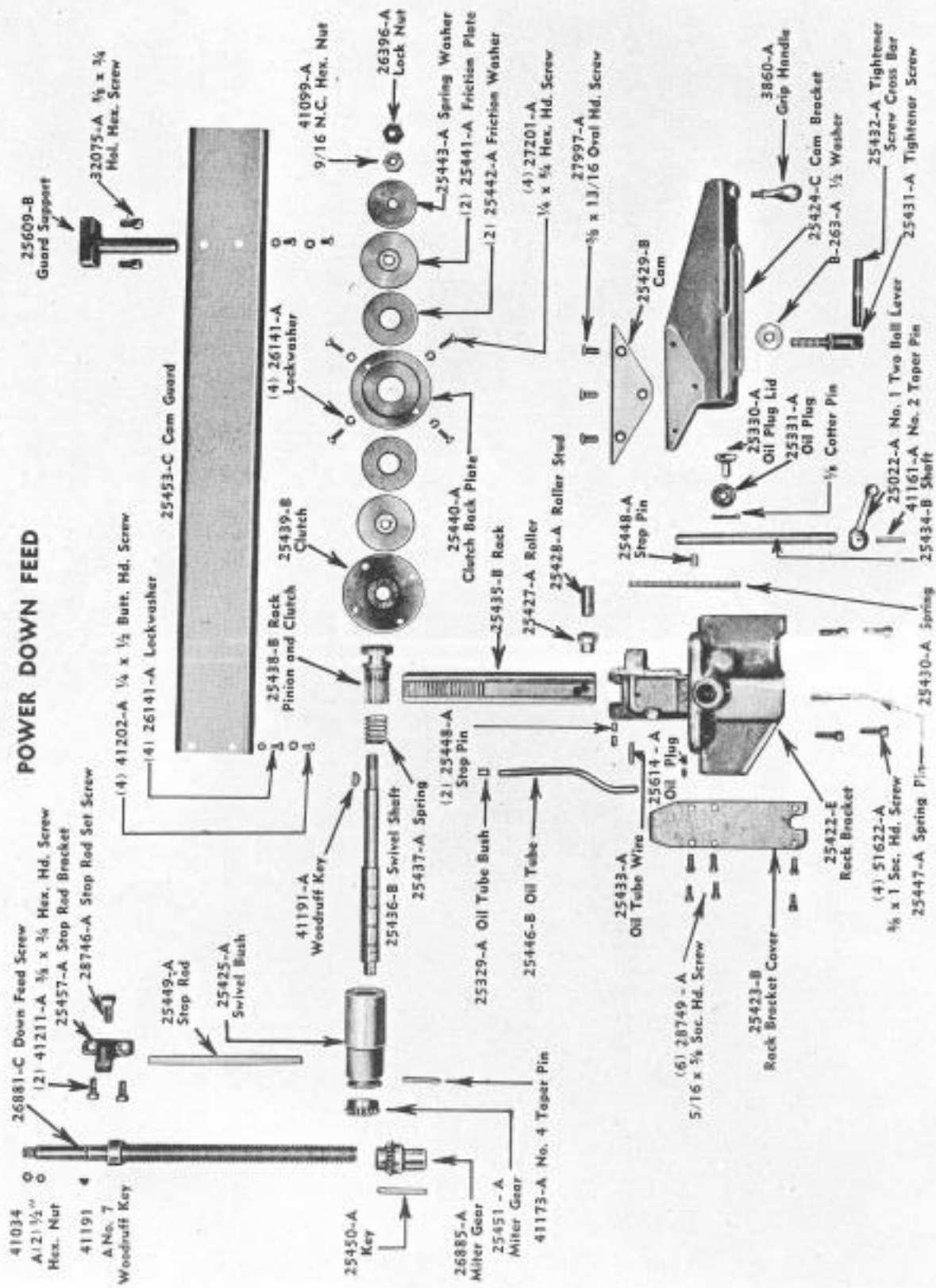
OILING



OILING GROUP

Piece Number	Amount	Name of Piece	Piece Number	Amount	Name of Piece
25306-A	2	$\frac{1}{4}$ " x $\frac{1}{2}$ " Oval Hd	25335-A	3	$\frac{1}{2}$ " Tube Bush
25329-A	1	Oil Tube Bush	25952-A	1	Worm
25589-A	1	Collar	25953-A	1	Pump Gear
25699-A	3	Ball	26063-A	1	Oil Well Tube
25765-A	2	Oil Well Screw	26294-A	1	Check Valve
25766-A	2	Cork Oil Well Gasket	26499-A	1	Pipe Fitting
25787-A	1	Glass Oil Well	26800-A	1	Flexible Hose
25766-A	1	Cork Oil Well Gasket	26502-A	1	Flexible Hose
25798-A	1	Oil Well Cap	28506-D	1	Pump Bracket
25812-A	1	Plunger Spring	28553-B	1	Compression Coupling
25813-A	1	Pump Gear Pin	28553-C	1	Oil Well
		$\frac{1}{8}$ " Cotter Pin	28556-C	1	Oil Well Bracket
25814-A	1	Plunger	30220-A	1	$\frac{1}{8}$ " Std. Pipe Plug
25833-A	3	$\frac{1}{8}$ " Tube Coupling	30495-A	10	$\frac{5}{16}$ " Tube Bush
25834-A	2	Reducer	41030-A	2	No. 3 Taper Pin

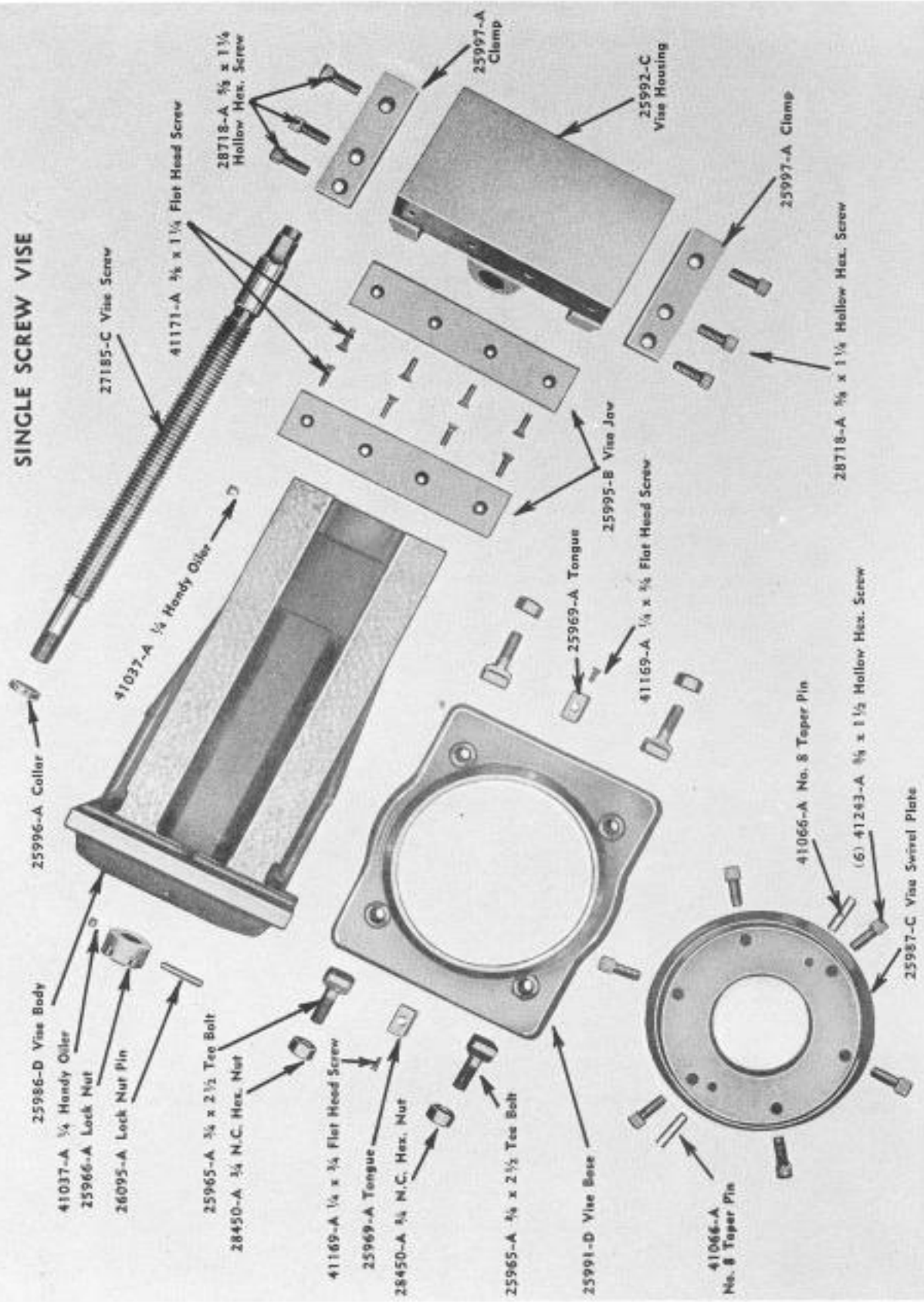
POWER DOWN FEED



POWER DOWN FEED

Piece Number	Amount	Name of Piece	Piece Number	Amount	Name of Piece
B-263-A	1	1/2" Washer	25446-B	1	Oil Tube
3860-A	1	Grip Handle	25447-A	1	Spring Pin
25022-A	1	No. 1—Two Ball Lever	25448-A	3	Stop Pin
25329-A	1	Oil Tube Bush	25449-A	1	Automatic Stop Rod
25330-A	1	Oil Plug Lid	25450-A	1	Down Feed Miter Key
		3/8" Cotter Pin	25451-A	1	Miter Gear
25331-A	1	Oil Plug	25453-C	1	Cam Guard
25422-E	1	Rack Bracket	25457-A	1	Auto Stop Rod Bracket
25423-B	1	Rack Bracket Cover	25609-B	1	Guard Support
25424-C	1	Cam Bracket	25614-A	1	Oil Plug
25425-A	1	Swivel Bush	26141-A	8	Lock Washer
25427-A	1	Roller	26396-A	1	Lock Nut
25428-A	1	Roller Stud	26881-C	1	Down Feed Screw
25429-B	1	Cam	26885-A	1	Miter Gear
25430-A	1	Spring	27201-A	4	1/4" x 3/4" Hex. Hd.
25431-A	1	Tightener Screw	27997-A	3	3/8" x 1 1/8" Oval Hd.
25432-A	1	Tight Scr. Cross Bar	28746-A	1	Stop Rod Set Screw
25433-A	1	Oil Tube Wire	28749-A	6	5/16" x 3/8" Socket Hd.
25434-B	1	Shaft	32075-A	2	3/8" x 3/4" Hol. Hex.
25435-B	1	Rack	41034-A	2	Hex Nut
25436-B	1	Swivel Shaft	41099-A	1	7/16" N.C. Hex. Nut
25437-A	1	Spring	41161-A	1	No. 2 Taper Pin
25438-B	1	Rack Pin. & Clutch	41173-A	1	No. 4 Taper Pin
25439-B	1	Clutch	41191-A	2	No. 7 Woodruff Key
25440-A	1	Clutch Back Plate	41202-A	4	1/4" x 1/2" Butt. Hd.
25441-A	2	Friction Plate	41211-A	2	3/8" x 3/4" Hex. Hd.
25442-A	2	Friction Washer	51622-A	4	3/8" x 1" Soc. Hd.
25443-A	1	Spring Washer			

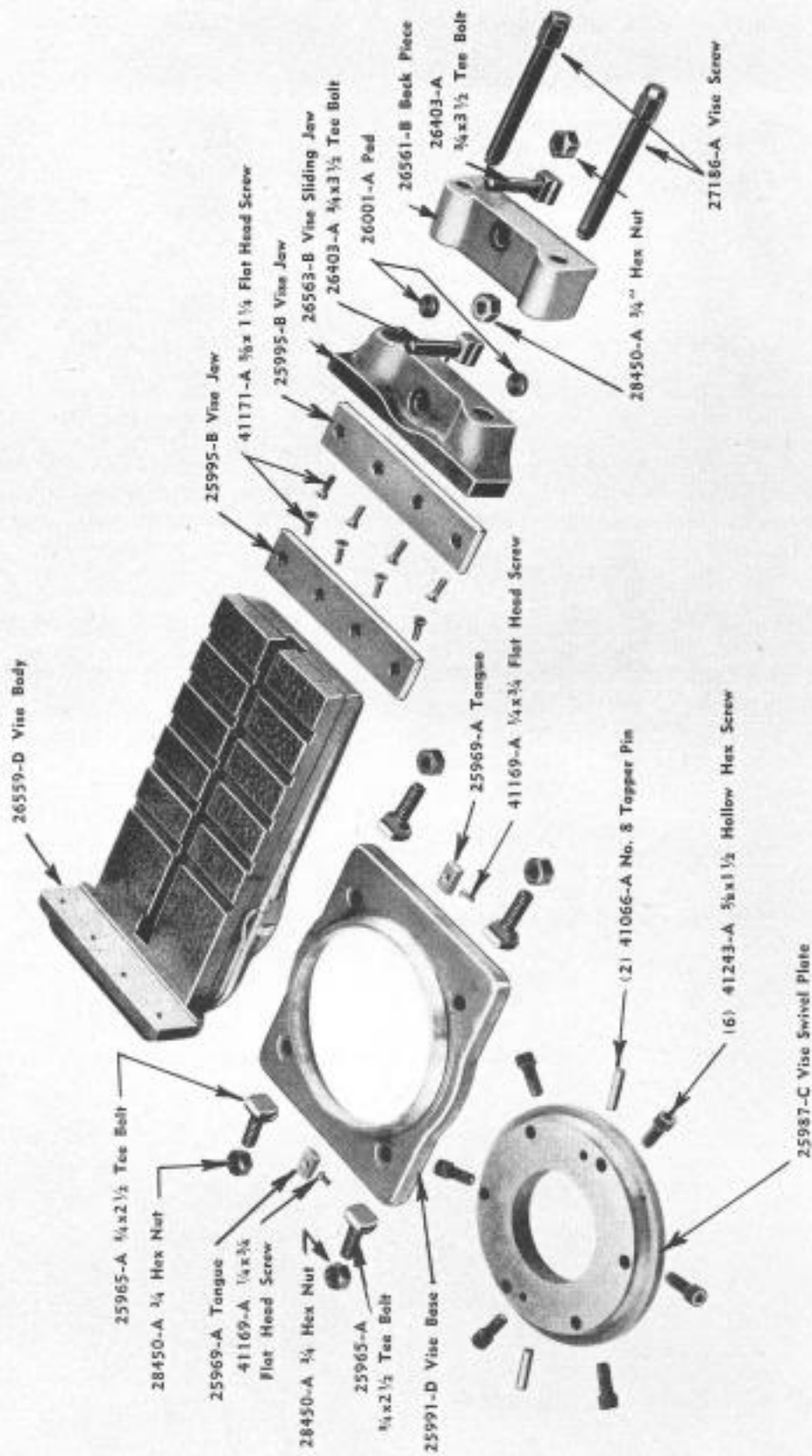
SINGLE SCREW VISE



SINGLE SCREW VISE

Piece Number	Amount	Name of Piece	Piece Number	Amount	Name of Piece
25905-A	4	3/4" x 2 1/2" Tee Bolt	26095-A	1	Locknut Pin
25906-A	1	Locknut	27185-C	1	Vise Screw
25909-A	2	Tongue	28450-A	4	3/4" N.C. Hex. Nut
25986-D	1	Vise Body	28718-A	6	5/8" x 1 1/4" Hol. Hex.
25987-C	1	Vise Swivel Plate	41037-A	2	1/4" Handy Oiler
25991-D	1	Vise Base	41086-A	2	No. 8 Taper Pin
25992-C	1	Vise Housing *	41169-A	2	3/4" x 3/4" Flat Hd.
25995-B	2	Vise Jaw	41171-A	8	3/8" x 1 1/4" Flat Hd.
25996-A	1	Collar	41243-A	6	5/8" x 1 1/2" Hol. Hex.
25997-A	2	Clamp			

DOUBLE SCREW VISE



DOUBLE SCREW VISE GROUP

Piece Number	Amount	Name of Piece	Piece Number	Amount	Name of Piece
25965-A	4	3/4" x 2 1/2" Tee Bolt	26561-B	1	Back Piece
25969-A	2	Tongue	26563-B	1	Vise Sliding Jaw
25987-C	1	Vise Swivel Plate	27186-A	2	Vise Screw
25991-D	1	Vise Base	28450-A	6	3/4" N.C. Hex. Nut
25995-B	2	Vise Jaw	41066-A	2	No. 8 Taper Pin
26001-A	2	Pad	41169-A	2	1/4" x 3/8" Flat Hd.
26403-A	2	3/4" x 3 1/2" Tee Bolt	41171-A	8	3/8" x 1 1/4" Flat Hd.
26553-D	1	Vise Body	41243-A	6	5/8" x 1 1/2" Hol. Hex.

TABLE

41202-A $\frac{1}{4}$ x $\frac{1}{2}$ Button Head Screw

25385-A L.H. Wiper

25384-A R.H. Wiper

41202-A $\frac{1}{4}$ x $\frac{1}{2}$ Button Head Screw

27606-D Table

26906-A Gib

26904-C Table Support Bracket

25204-A $\frac{1}{8}$ x $\frac{1}{2}$ Round Point Screw

41146-A $\frac{1}{4}$ x $\frac{1}{2}$ Fillister Head Screw

25389-D Table Support

25205-A $\frac{1}{8}$ x $3\frac{1}{2}$ Stud

28449-A $\frac{5}{8}$ Hex. Nut

B-89-A $\frac{1}{2}$ Washer

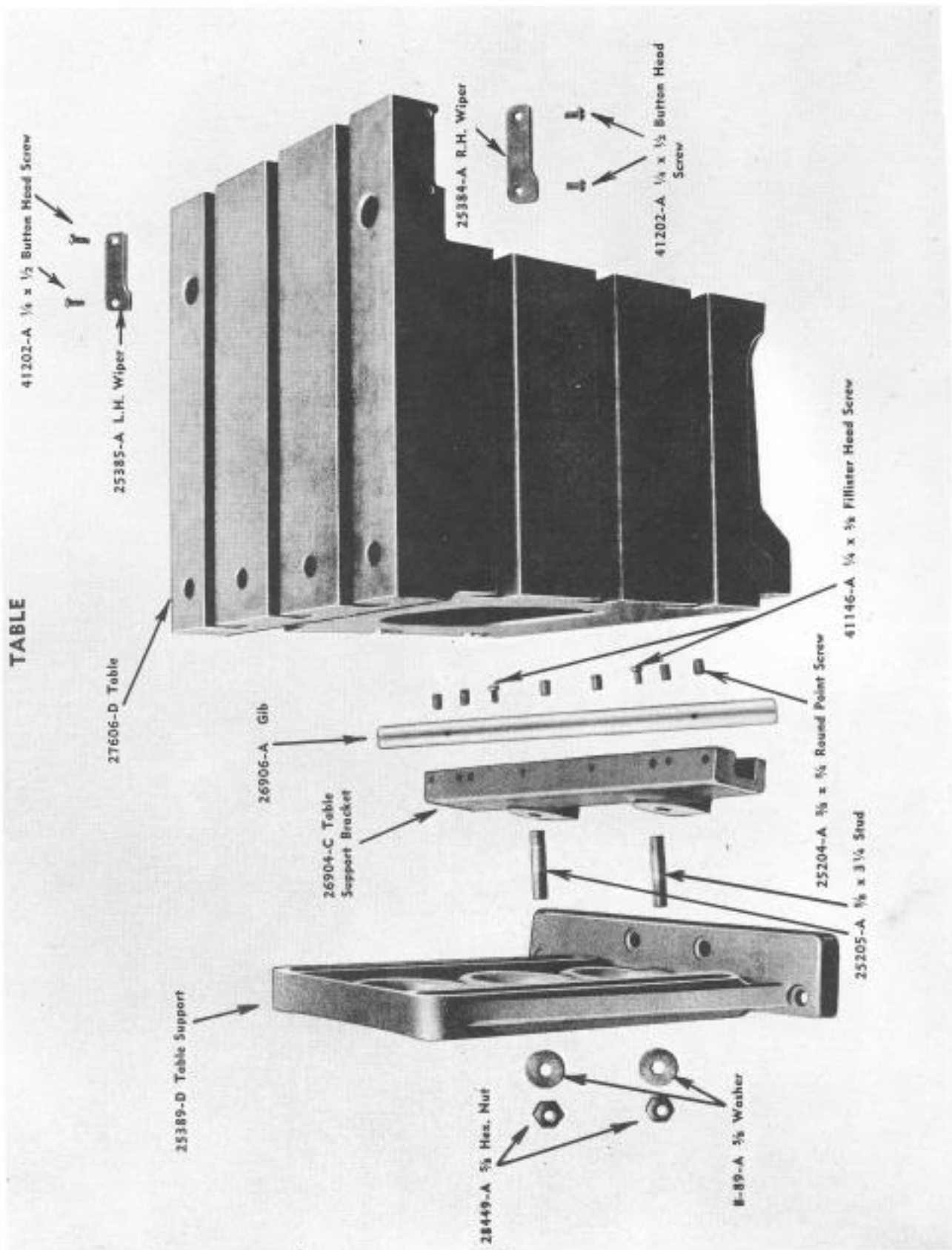
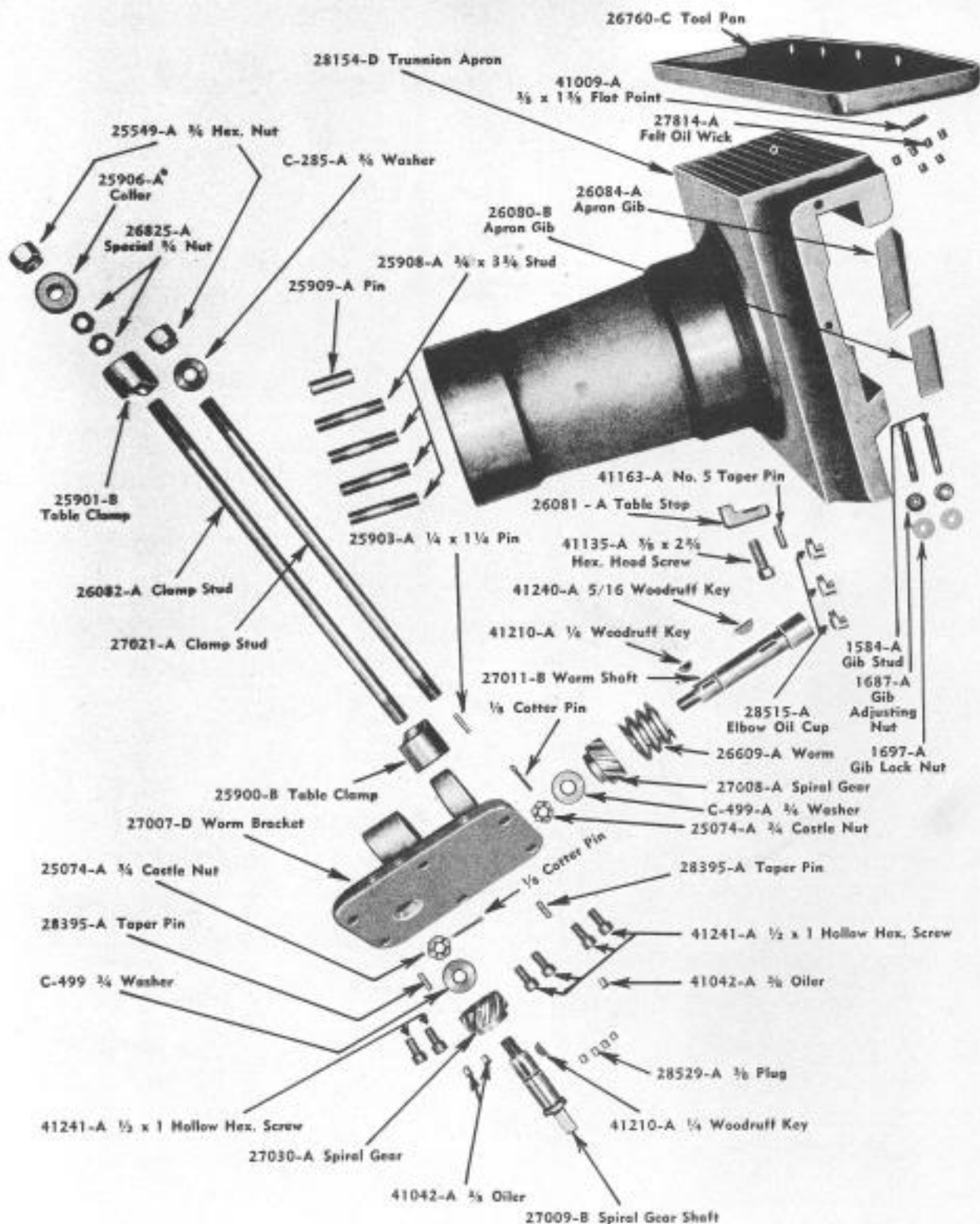


TABLE GROUP

Piece Number	Amount	Name of Piece	Piece Number	Amount	Name of Piece
B-83-A	2	$\frac{5}{8}$ " Washer	26904-C	1	Table Support Bracket
25204-A	6	$\frac{3}{8}$ " x $\frac{3}{4}$ " Round Pt.	26906-A	1	Gib
25205-A	2	$\frac{5}{8}$ " x $3\frac{1}{4}$ " Stud	27006-D	1	Table
25384-A	1	R.H. Wiper	28449-A	2	$\frac{5}{8}$ " N.C. Hex. Nut
25385-A	1	L.H. Wiper	41146-A	2	$\frac{3}{4}$ " x $\frac{5}{8}$ " Fil. Hd.
25389-D	1	Table Support	41202-A	4	$\frac{3}{4}$ " x $\frac{1}{2}$ " But. Hd.


UNIVERSAL TABLE



UNIVERSAL TABLE GROUP

<i>Piece Number</i>	<i>Amount</i>	<i>Name of Piece</i>	<i>Piece Number</i>	<i>Amount</i>	<i>Name of Piece</i>
C-285-A	1	3/4" Washer 1/4" th.	26825-A	2	Special 3/4" Nut
C-499-A	2	3/4" Washer 3/16" th.	27007-D	1	Worm Bracket
1584-A	2	Gib Stud	27008-A	1	Spiral Gear
1687-A	2	Gib Adj. Nut	27009-B	1	Spiral Gear Shaft
1697-A	2	Gib Lock Nut	27011-B	1	Worm Shaft
25074-A	2	3/4" x 1 1/4" Castle Nut	27021-A	1	Clamp Stud
	2	1/8" Cotter Pin	27030-A	1	Spiral Gear
25549-A	2	3/4" Hex. Nut	27814-A	6	Felt Oil Wick
25900-B	1	Table Clamp	28154-D	1	Trunnion Apron
25901-B	1	Table Clamp	28395-A	2	No. 5 Taper Pin
25903-A	1	1/4" x 1 1/4" Pin	28515-A	3	Elbow Oil Cup
25906-A	1	Collar	28529-A	4	3/8" Plug
25908-A	4	3/4" x 3 3/4" Stud	41009-A	1	3/8" x 1 3/8" Flat Pt.
25909-A	1	Pin	41042-A	3	3/8" Oiler
26080-B	1	Apron Gib	41135-A	1	5/8" x 2 3/4" Hex. Hd.
26081-A	1	Table Stop	41163-A	1	No. 5 Taper Pin
26082-A	1	Clamp Stud	41210-A	2	1/4" Woodruff Key
26084-A	1	Apron Gib	41240-A	1	1/16" Woodruff Key
26609-A	1	Worm	41241-A	6	1/2" x 1" Hol. Hex.
26760-C	1	Tool Pan			


UNIVERSAL TABLE



UNIVERSAL TABLE GROUP

<i>Piece Number</i>	<i>Amount</i>	<i>Name of Piece</i>	<i>Piece Number</i>	<i>Amount</i>	<i>Name of Piece</i>
C-285-A	4	$\frac{3}{4}$ " Washer $\frac{1}{4}$ " th.	27986-A	1	$\frac{5}{8}$ " x 1" Hollow Hex.
25967-A	1	Worm	28450-A	4	$\frac{3}{4}$ " Hex. Nut
26073-D	1	Tilting Table	28490-B	1	Worm Shaft
26273-A	1	$\frac{5}{8}$ " x $1\frac{1}{4}$ " Hol. Hex.	28492-A	1	$1\frac{1}{4}$ " Washer
27004-D	1	Table	28530-A	2	$\frac{1}{4}$ " Plug
27010-B	1	Eccentric Bush	41016-A	1	Check Nut
27039-C	1	Worm Wheel	41023-A	1	$\frac{1}{2}$ " x $\frac{3}{8}$ " Hex. Hd.
27193-A	1	$\frac{3}{8}$ " x $\frac{3}{8}$ " Hol. Hex.	41037-A	1	$\frac{1}{4}$ " Oiler


RAM



RAM GROUP

Piece Number	Amount	Name of Piece	Piece Number	Amount	Name of Piece
B-219-A	2	$\frac{3}{8}$ " Washer	26486-E	1	Ram
A-654-A	1	$\frac{3}{8}$ " Washer	27997-A	4	$\frac{3}{8}$ " x $1\frac{3}{4}$ " Oval Hd.
25293-A	2	$\frac{3}{8}$ " x $4\frac{1}{2}$ " Tee Bolt	28449-A	2	$\frac{5}{8}$ " N.C. Hex. Nut
25388-A	1	Cover	28455-A	1	Clamp
25400-A	1	Ram Adj. Miter Shaft	41019-A	1	$\frac{3}{8}$ " N.C. Hex. Nut
25401-A	2	Miter Gear	41037-A	1	Oiler
25403-A	2	$\frac{3}{8}$ " N.C. Check Nut	41177-A	1	$\frac{3}{8}$ " x $\frac{3}{4}$ " Sq. Hd.
25405-A	1	$\frac{1}{16}$ " x $1\frac{1}{2}$ " Key	41184-A	1	$\frac{1}{16}$ " Woodruff Key
25637-C	1	Ram Adj. Screw			

COLUMN



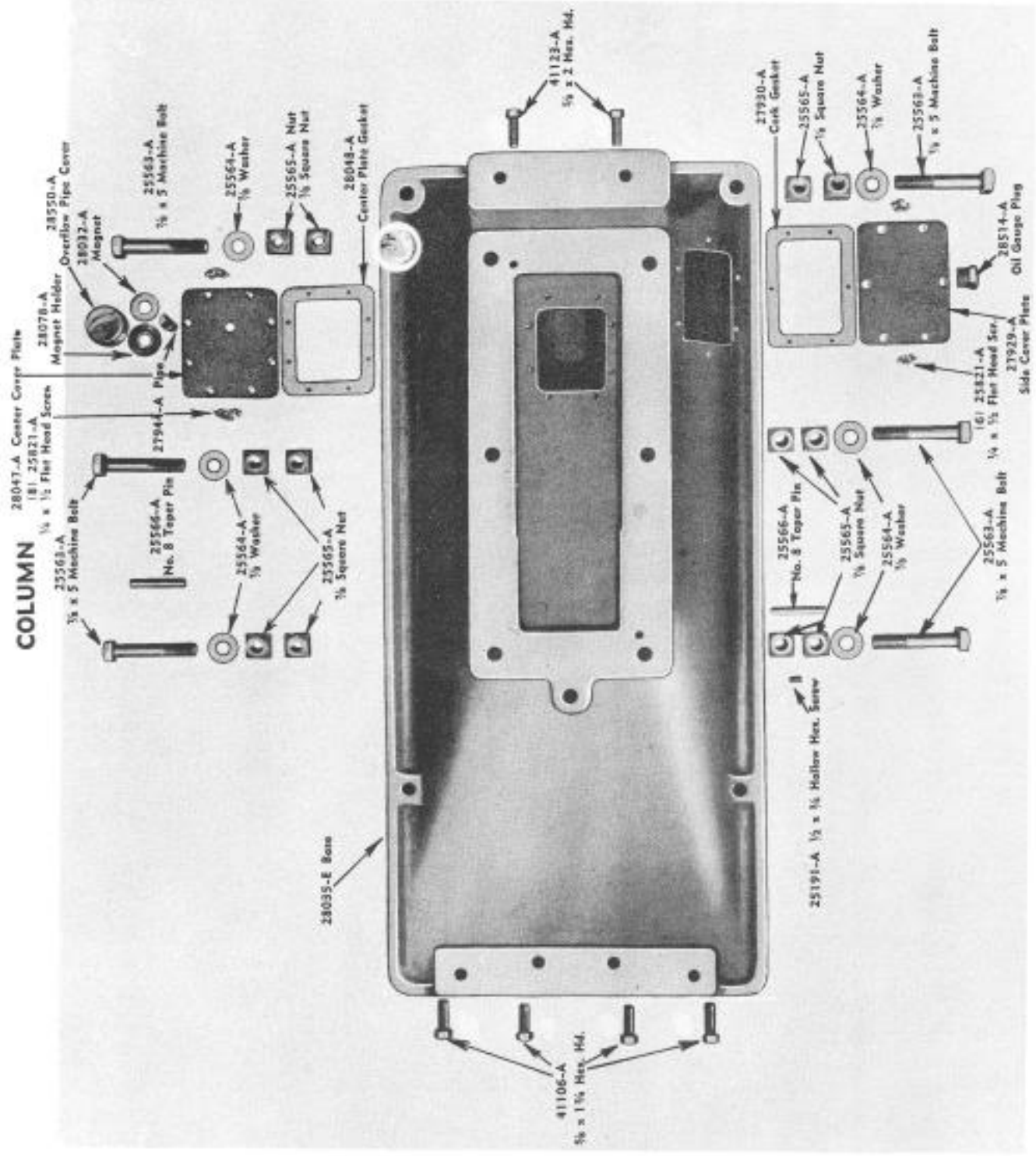
COLUMN GROUP

Piece Number	Amount	Name of Piece	Piece Number	Amount	Name of Piece
2743-A	1	1 1/8" x 1 1/4" Wrench	27901-A	1	Bushing
25140-A	2	Plug	27902-A	1	Bearing
25191-A	2	1/2" x 3/4" Hol. Hex.	27903-A	1	Bushing
25376-A	2	Plug	27905-A	1	Bushing
25552-A	1	Oil Catcher	27906-C	1	Pulley Bearing
25556-A	1	Top Hinge	27907-A	1	Bushing
25557-A	1	Bottom Hinge	27997-A	7	Oval Head Screw
25559-A	1	1/2" x 3 1/2" Set Scr.	28067-C	1	Tool Post & Vise Wr.
25571-A	1	5/8" x 1 1/8" Stop Pin	28103-A	2	Ram Wiper
25577-E	1	Column	28137-B	1	R.H. Wiper Cover
25629-C	1	Column Door	28138-B	1	L.H. Wiper Cover
25630-C	1	Tool Pan	28380-A	10	But. Hd. Scr. No. 8 x 3/4"
25805-A	1	Grease Cup	28490-A	1	Oil Tube Clamp
25835-A	1	Oil Tube Bush	28690-C	1	Bearing
25844-A	2	Bush Adj. Screw	28697-A	1	Felt Oil Pad
25845-A	1	5/8" x 4 1/4" Pin	30470-A	1	1" Pipe Plug
25892-B	1	Crank	41034-A	1	1/2" Nut
25951-A	1	2" x 3/8" Plug	41059-A	2	1/2" Washer
26037-A	3	1 1/8" x 1/2" Set Scr.	41073-A	2	3/8" x 1 1/2" Iron Riv.
26061-A	1	1/2" Copper Tubing	41097-A	2	1/2" x 1 1/2" Hex. Hd.
26161-A	4	Parker Drive Ser.	41102-A	2	1/2" x 1 1/4" Hex. Hd.
26235-A	1	Brass Tubing	41104-A	2	3/8" x 1 1/2" Hex. Hd. Scr.
27477-A	1	3/8" x 5/8" Hol. Hex.	41106-A	5	3/8" x 1 3/4" Hex. Hd.
27592-A	1	Patent Plate	41204-A	2	1/4" x 1/2" Set Scr.
27898-A	1	Bearing	41212-A	3	1/2" x 1" Hex. Hd. Scr.
27897-A	1	Bushing	41241-A	12	1/2" x 1" Soc. Hd. Scr.
27898-A	1	Bearing	41243-A	1	3/8" x 1 1/2" Soc. Hd. Scr.
27899-A	1	Bushing	51665-A	9	1/2" x 1/2" Hol. Hex.
27900-A	1	Bearing			

CHIP GUARD IN THROAT

Piece Number	Amount	Name of Piece	Piece Number	Amount	Name of Piece
11671-A	2	5/4" Nut	27749-A	1	Spring
26840-B	1	Chip Guard	55673-A	2	1/4" Lockwasher
27744-A	2	1/10" x 1 3/4" Flat Hd.		2	Copper Rivets 1/2"

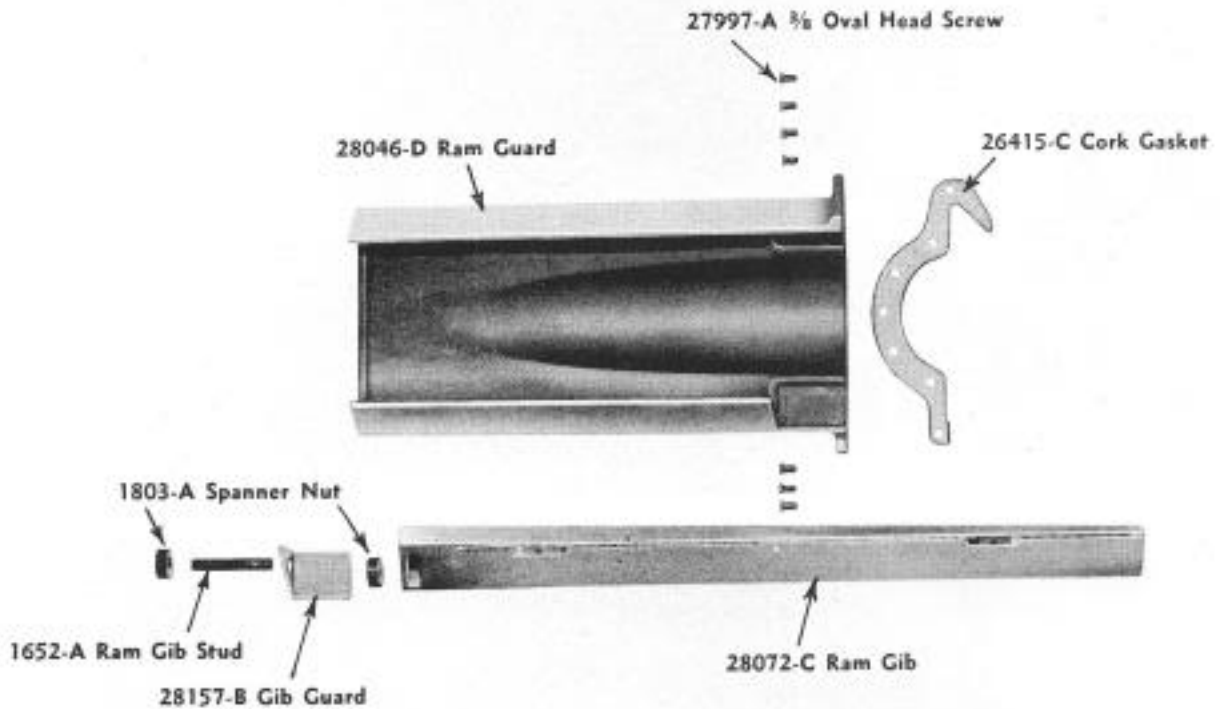
COLUMN



COLUMN GROUP

Piece Number	Amount	Name of Piece	Piece Number	Amount	Name of Piece
25191-A	1	1/2" x 3/4" Hol. Hex.	28032-A	1	Magnet
25563-A	6	3/8" x 5" Mach. Bolt	28035-E	1	Base
25564-A	6	3/8" Washer	28047-A	1	Center Cover Plate
25565-A	12	3/8" Square Nut	28048-A	1	Center Plate Gasket
25566-A	2	No. 8 Taper Pin	28078-A	1	Magnet Holder
25821-A	14	1/4" x 1/2" Flat Hd.	28514-A	1	Oil Gauge Plug
27929-A	1	Side Cover Plate	28550-A	1	Overflow Pipe Cover
27930-A	1	Cork Gasket	41106-A	4	5/8" x 1 3/4" Hex. Hd.
27944-A	1	Pipe	41123-A	2	5/8" x 2" Hex. Hd. Scr.

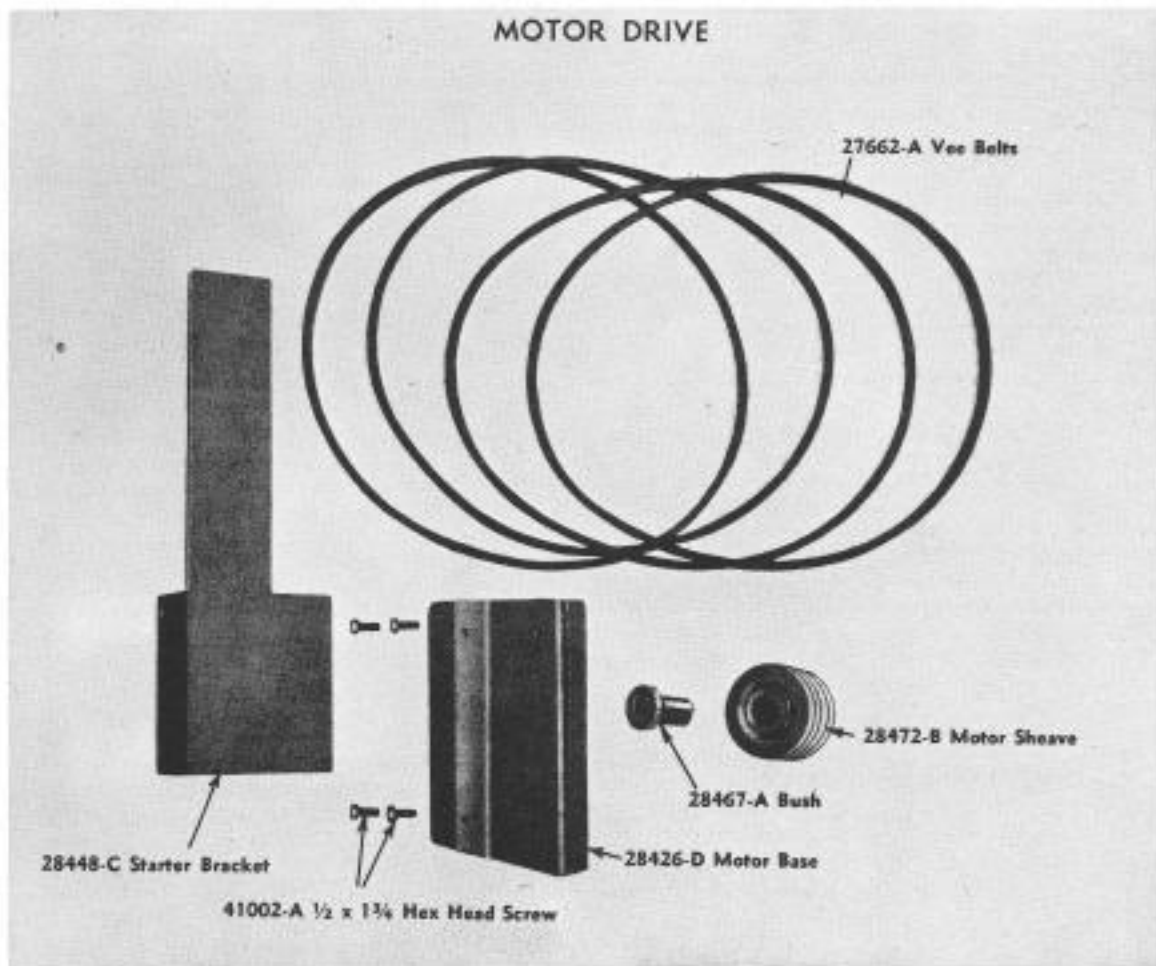
COLUMN



COLUMN GROUP

<i>Piece Number</i>	<i>Amount</i>	<i>Name of Piece</i>	<i>Piece Number</i>	<i>Amount</i>	<i>Name of Piece</i>
1652-A	1	Ram Gib Stud	28046-D	1	Ram Guard
1803-A	2	Spanner Nut	28072-C	1	Ram Gib
26415-C	1	Cork Gasket	28157-B	1	Gib Guard
27997-A	7	Allen Head Screw			

MOTOR DRIVE



MOTOR DRIVE GROUP

Piece Number	Amount	Name of Piece	Piece Number	Amount	Name of Piece
27662-A	4	Vee Belts	28467-A	1	Bush
28426-D	1	Motor Base	28472-B	1	Motor Sheave
28448-C	1	Starter Bracket	41002-A	4	$\frac{1}{2}$ " x $1\frac{3}{4}$ " Hex. Hd. Screw

Dimensions and Specifications Cincinnati Universal Shapers

Machine \ Stroke Service	18" Heavy	20" Standard	20" Heavy	24" Standard	24" Heavy	28" Heavy	32" Heavy	36" Heavy
Code Words	Paddy Pivot	Pluck Pivot	Pinto Pivot	Perky Pivot	Pipyn Pivot	Punch Pivot	Poker Pivot	Pegee Pivot
Stroke, Actual Length	16 $\frac{3}{4}$ "	20 $\frac{3}{4}$ "	20 $\frac{3}{4}$ "	24 $\frac{3}{4}$ "	24 $\frac{3}{4}$ "	28 $\frac{3}{4}$ "	32 $\frac{3}{4}$ "	36 $\frac{3}{4}$ "
Strokes per Minute	11 to 138	11 to 138	10 to 129	10 to 129	9 to 119	9 to 119	8 to 102	8 to 102
Cutting Speeds	8	8	8	8	8	8	8	8
Feed to Head	7"	7"	7"	7"	9"	9"	9"	9"
Cross Feeds, Number	11	11	11	11	11	11	11	11
Cross Feeds, Range	.010 to .170	.010 to .170	.010 to .170	.010 to .170	.010 to .170	.010 to .170	.010 to .170	.010 to .170
Table Travel, Horizontal	24"	24"	24"	24"	30 $\frac{1}{2}$ "	30 $\frac{1}{2}$ "	30 $\frac{1}{2}$ "	30 $\frac{1}{2}$ "
Table Travel, Vertical	13"	13"	13"	13"	13"	13"	13"	13"
Extreme Distance \ {Tilting	17 $\frac{1}{2}$ "	17 $\frac{1}{2}$ "	17 $\frac{1}{2}$ "	17 $\frac{1}{2}$ "	17 $\frac{1}{2}$ "	17 $\frac{1}{2}$ "	17 $\frac{1}{2}$ "	17 $\frac{1}{2}$ "
Table to Ram \ {Plain	17 $\frac{3}{8}$ "	17 $\frac{3}{8}$ "	17 $\frac{3}{8}$ "	17 $\frac{3}{8}$ "	17 $\frac{1}{2}$ "	17 $\frac{1}{2}$ "	18"	18"
Table Size \ {Tilting	13 $\frac{1}{4}$ " x 15"	13 $\frac{1}{4}$ " x 15"	13 $\frac{1}{4}$ " x 15"	13 $\frac{1}{4}$ " x 15"	15" x 18 $\frac{1}{4}$ "	15" x 18 $\frac{1}{4}$ "	15" x 26 $\frac{1}{4}$ "	15" x 26 $\frac{1}{4}$ "
\ {Plain	13 $\frac{1}{4}$ " x 16"	13 $\frac{1}{4}$ " x 16"	13 $\frac{1}{4}$ " x 16"	13 $\frac{1}{4}$ " x 16"	16" x 20 $\frac{1}{2}$ "	16" x 20 $\frac{1}{2}$ "	16" x 28 $\frac{1}{2}$ "	16" x 28 $\frac{1}{2}$ "
Ram Bearing in Column	32"	32"	36"	36"	40"	40"	46"	46"
Ram Bearing, Width	10 $\frac{1}{2}$ "	10 $\frac{1}{2}$ "	11 $\frac{1}{4}$ "	11 $\frac{1}{4}$ "	12"	12"	13"	13"
Pulley Size	16"	16"	16"	16"	16"	16"	16"	16"
Pulley Speed, R. P. M.	500	500	550	550	550	550	550	550
Tools, Largest Size	$\frac{3}{8}$ " x 1 $\frac{1}{2}$ "	$\frac{3}{4}$ " x 1 $\frac{1}{2}$ "	$\frac{3}{8}$ " x 1 $\frac{1}{2}$ "	$\frac{3}{4}$ " x 1 $\frac{1}{2}$ "	1" x 2"	1" x 2"	1" x 2"	1" x 2"
Vise, Single or Double Screw \ {Jaws, Size	2 $\frac{1}{2}$ " x 12"	2 $\frac{1}{2}$ " x 12"	2 $\frac{1}{2}$ " x 12"	2 $\frac{1}{2}$ " x 12"	3" x 15"	3" x 15"	3" x 15"	3" x 15"
\ {Jaws, Open	13"	13"	13"	13"	15"	15"	15"	15"
\ {Body, Height	4 $\frac{3}{4}$ "	4 $\frac{3}{4}$ "	4 $\frac{3}{4}$ "	4 $\frac{3}{4}$ "	5"	5"	5"	5"
Mould Makers' Vise \ {Jaws, Size	4 $\frac{1}{2}$ " x 12"	4 $\frac{1}{2}$ " x 12"	4 $\frac{1}{2}$ " x 12"	4 $\frac{1}{2}$ " x 12"	5" x 15"	5" x 15"	5" x 15"	5" x 15"
\ {Jaws, Open	13"	13"	13"	13"	15"	15"	15"	15"
Motor recommended \ {H. P.	5	5	5	7 $\frac{1}{2}$	10	10	10	10 to 15
when Motor Driven \ {Speed, R.P.M.	1800	1800	1800	1800	1800	1800	1800	1800
Weight, Net, Without Motor	4500	4600	5100	5200	6800	7000	8400	8600
Weight, Domestic Shipping	4900	5000	5600	5700	7600	7700	9000	9200
Weight, Export Shipping	5700	5800	6400	6500	8600	8700	10100	10300
Cubic Feet, Export Packing	145	150	165	175	210	220	240	250

Dimensions and Specifications Cincinnati Rapid Traverse Shapers

Machine/Stroke Service	16" Heavy	20" Standard	20" Heavy	24" Standard	24" Heavy	28" Heavy	32" Heavy	36" Heavy
Code Words	Paddy	Pluck	Pinto	Perky	Pipyn	Punch	Poker	Pegoe
Stroke, Actual Length	16 $\frac{3}{4}$ "	20 $\frac{3}{4}$ "	20 $\frac{3}{4}$ "	24 $\frac{3}{4}$ "	24 $\frac{3}{4}$ "	28 $\frac{3}{4}$ "	32 $\frac{3}{4}$ "	36 $\frac{3}{4}$ "
Strokes per Minute	11 to 138	11 to 138	10 to 129	10 to 129	9 to 119	9 to 119	8 to 102	8 to 102
Cutting Speeds	8	8	8	8	8	8	8	8
Feed to Head	7"	7"	7"	7"	9"	9"	9"	9"
Cross Feeds, Number	11	11	11	11	11	11	11	11
Cross Feeds, Range	.010 to .170	.010 to .170	.010 to .170	.010 to .170	.010 to .170	.010 to .170	.010 to .170	.010 to .170
Table Travel, Horizontal	24"	24"	24"	24"	30 $\frac{1}{2}$ "	30 $\frac{1}{2}$ "	30 $\frac{1}{2}$ "	30 $\frac{1}{2}$ "
Table Travel, Vertical	13"	13"	13"	13"	13"	13"	13"	13"
Extreme Distance, Table to Ram	17 $\frac{1}{2}$ "	17 $\frac{1}{2}$ "	17 $\frac{1}{2}$ "	17 $\frac{1}{2}$ "	17 $\frac{1}{2}$ "	17 $\frac{1}{2}$ "	18"	18"
Table Top	14" x 16"	14" x 20"	14" x 20"	14" x 24"	16" x 24"	16" x 28"	16" x 32"	16" x 36"
Table Depth	15 $\frac{3}{4}$ "	15 $\frac{3}{4}$ "	15 $\frac{3}{4}$ "	15 $\frac{3}{4}$ "	20"	20"	20"	20"
Ram Bearing in Column	32"	32"	30"	36"	40"	40"	46"	46"
Ram Bearing, Width	10 $\frac{1}{2}$ "	10 $\frac{1}{2}$ "	11 $\frac{1}{4}$ "	11 $\frac{1}{4}$ "	12"	12"	13"	13"
Pulley Size	16"	16"	16"	16"	16"	16"	16"	16"
Pulley Speed, R.P.M.	500	500	550	550	550	550	550	550
Tools, Largest Size	$\frac{3}{8}$ " x 1 $\frac{1}{4}$ "	$\frac{3}{4}$ " x 1 $\frac{1}{2}$ "	$\frac{3}{4}$ " x 1 $\frac{1}{4}$ "	$\frac{3}{8}$ " x 1 $\frac{1}{2}$ "	1" x 2"	1" x 2"	1" x 2"	1" x 2"
Vise, Single or Double Screw	{ Jaws, Size	2 $\frac{1}{2}$ " x 12"	2 $\frac{1}{2}$ " x 12"	2 $\frac{1}{2}$ " x 12"	2 $\frac{1}{2}$ " x 12"	3" x 15"	3" x 15"	3" x 15"
	{ Jaws, Open	13"	13"	13"	13"	15"	15"	15"
	{ Body, Height	4 $\frac{3}{4}$ "	4 $\frac{3}{4}$ "	4 $\frac{3}{4}$ "	4 $\frac{3}{4}$ "	5"	5"	5"
Mould Makers' Vice	{ Jaws, Size	4 $\frac{1}{2}$ " x 12"	4 $\frac{1}{2}$ " x 12"	4 $\frac{1}{2}$ " x 12"	4 $\frac{1}{2}$ " x 12"	5" x 15"	5" x 15"	5" x 15"
	{ Jaws, Open	13"	13"	13"	13"	15"	15"	15"
Motor recommended (H. P., when Motor Driven	5	5	5	7 $\frac{1}{2}$	10	10	10	10 to 15
(Speed, R.P.M.)	1800	1800	1800	1800	1800	1800	1800	1800
Weight, Net, Without Motor	4200	4300	4800	4900	6300	6500	7800	8000
Weight, Domestic Shipping	4600	4700	5300	5400	7100	7200	8400	8600
Weight, Export Shipping	5400	5500	6100	6200	8100	8200	9500	9700
Cubic Feet, Export Packing	145	150	165	175	210	220	240	250